GETRAG 312735

Part Submission Warrant

Part Name	Output Shaft 2	Customer Part Number	250.6.3658.35
Shown on Drawing No.	250.6.3658.35	Organization Part #	
Engineering Change Level	n C006614_MIP_1	Dated	10-nov-16
Additional Engineering Changes		Dated	

Safety and/or Government Regulation ☐ Yes ☑ No Purchase Order No. Weight (kg) 1.479

Checking Aid No. Checking Aid Engineering Change Level Dated

ORGANIZATION MANUFACTURING INFORMATION

GETRAG MODUGNO

VIA DEI CICLAMINI N°4

MODUGNO BARI 70026 ITALY

CUSTOMER SUBMITTAL INFORMATION

DCT250

MATERIALS REPORTING

Has customer-required Substances of Concern information been reported? ☑ Yes ☐ No ☐ n/a

Submitted by IMDS or other customer format:

Are polymeric parts identified with appropriate ISO marking codes? ☐ Yes ☐ No ☑ n/a

REASON FOR SUBMISSION

☐ Initial Submission
☑ Engineering Change(s)
☐ Tooling: Transfer, Replacement, Refurbishment, or additional
☐ Correction of Discrepancy
☐ Tooling Inactive > than 1 year
☐ Change to Optional Construction or Material
☐ Supplier or Material Source Change
☐ Change in Part Processing
☐ Parts Produced at Additional Location
☐ Other - please specify below

REQUESTED SUBMISSION LEVEL

☐ Level 1 - Warrant only (and for designated appearance items, an Appearance Approval Report) submitted to customer.
☐ Level 2 - Warrant with product samples and limited supporting data submitted to customer.
☑ Level 3 - Warrant with product samples and complete supporting data submitted to customer.
☐ Level 4 - Warrant and other requirements as defined by customer.
☐ Level 5 - Warrant with product samples and complete supporting data reviewed at organization's manufacturing location.

SUBMISSION RESULTS

The results for ☑ dimensional measurements ☑ material and functional tests ☐ appearance criteria ☐ statistical process package

These results meet all drawing and specification requirements: ☑ Yes ☐ NO (If "NO" - Explanation Required)

Mold / Cavity / Production Process

DECLARATION

I hereby affirm that the samples represented by this warrant are representative of our parts which were made by a process that meets all Production Part Approval Process Manual 4th Edition Requirements. I further affirm that these samples were produced at the production rate of 2000 / 24 hours. I also certify that documented evidence of such compliance is on file and available for review. I have noted any deviations from this declaration below.

EXPLANATION / COMMENTS: **Change on angle and chamfer of grooves in details W, X, Y**

Is each Customer Tool properly tagged and numbered? ☐ Yes ☐ No ☑ n/a

Organization Authorized Signature Date 14-dic-16

Print Name Camarda Ettore Phone No. tel 390805858220 Fax No.

Title Area 1 Manager E-mail ettore.camarda@magna.com

FOR CUSTOMER USE ONLY (IF APPLICABLE)

Part Warrant Disposition: ☑ Approved ☐ Rejected ☐ Other

Customer Signature Date 14.12.16

Print Name Customer Tracking Number (optional)

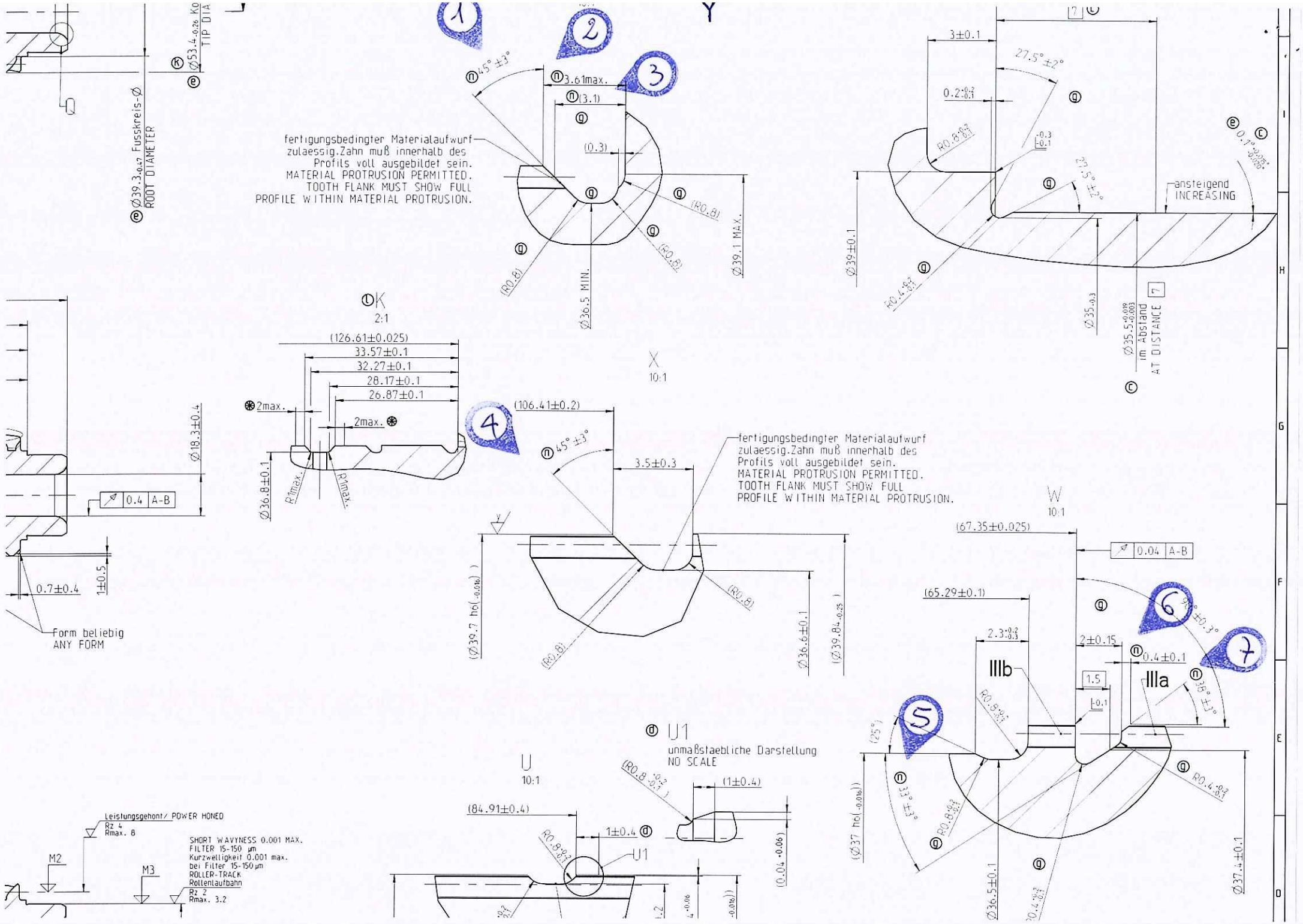
Y
fertigungsbedingter Materialaufwurf zulaessig.Zahn muß innerhalb des Profils voll ausgebildet sein.
MATERIAL PROTRUSION PERMITTED.
TOOTH FLANK MUST SHOW FULL PROFILE WITHIN MATERIAL PROTRUSION.
45° ±3°
3.61max.
(3.1)
(0.3)
(R0.8)
Ø36.5 MIN.
Ø39.1 MAX.
Ø53.4 -0.26 TIP DIA
Ø39.3 -0.47 Fusskreis-Ø ROOT DIAMETER
3±0.1
27.5° ±2°
0.2 +0.2 -0.1
R0.8 +0.2 -0.1
0.1° +0.025 -0.005
35.5° ±2°
ansteigend INCREASING
Ø39±0.1
R0.4 +0.2 -0.1
Ø35 -0.3
Ø35.5 +0.018 -0.003 im Abstand AT DISTANCE 7
K
2:1
(126.61±0.025)
33.57±0.1
32.27±0.1
28.17±0.1
26.87±0.1
2max.
R1max.
Ø36.8±0.1
Ø18.3±0.4
0.4 A-B
0.7±0.4
1±0.5
Form beliebig
ANY FORM
X
10:1
(106.41±0.2)
45° ±3°
3.5±0.3
fertigungsbedingter Materialaufwurf zulaessig.Zahn muß innerhalb des Profils voll ausgebildet sein.
MATERIAL PROTRUSION PERMITTED.
TOOTH FLANK MUST SHOW FULL PROFILE WITHIN MATERIAL PROTRUSION.
(Ø39.7 h6 -0.016)
Ø36.6±0.1
(Ø39.84 -0.25)
W
10:1
(67.35±0.025)
0.04 A-B
(65.29±0.1)
2.3 +0.2 -0.3
2±0.15
0.4±0.1
1.5
IIIb
IIIa
38° ±3°
33° ±3°
(25°)
(Ø37 h6 -0.016)
Ø36.5±0.1
Ø37.4±0.1
U1
unmaßstaebliche Darstellung
NO SCALE
U
10:1
(84.91±0.4)
1±0.4
(1±0.4)
(0.04 -0.06)
Leistungsgehont/ POWER HONED
Rz 4
Rmax. 8
M2
M3
SHORT WAVYNESS 0.001 MAX.
FILTER 15-150 µm
Kurzwelligkeit 0.001 max.
bei Filter 15-150 µm
ROLLER-TRACK
Rollenlaufbahn
Rz 2
Rmax. 3.2

GETRAG Production Part Approval

DIMENSIONAL TEST RESULTS

Organization:	GETRAG	Part Number:	250.6.3658.35
Supplier/Vendor Code:	GETRAG Modugno	Part Name:	Output Shaft 2
INSPECTION FACILITY:		Design Record Change Level:	10/11/2016
NA		Engineering Change Documents:	n C006614_MIP_1

Item	Dimension/Specification	Specification / Limits		Test Date	Qty. Tested	Organization Measurement Results (Data) 1	2	3	4	5	test distruttivo	Ok	Not Ok
1	Angolo gola Y	48.000	42.000		5	43.768	43.360	43.843	46.198	45.647		ok	
2	Ampiezza max gola Y	3.610	0.000		5	3.509	3.485	3.587	3.459	3.451		ok	
3	Ampiezza gola Y (solo rif - 3.1)	--	--		5	3.081	3.095	3.082	3.082	3.072		ok	
4	Angolo gola X	48.000	42.000		5	47.646	47.963	48.000	47.860	47.839		ok	
5	Angolo gola W	36.000	30.000		5	32.484	30.396	33.451	35.352	33.577		ok	
6	Ampiezza smusso gola W	0.500	0.300		5	0.468	0.444	0.421	0.421	0.448		ok	
7	Angolo smusso gola W	41.000	35.000		5	40.493	40.222	40.324	40.136	37.692		ok	

SIGNATURE	TITLE	DATE
D. Vicenti	ME	14/12/2016

GETRAG

Via dei Ciclamini 4, Modugno (BA)

Oggetto:	OS 2
Numero:	3658
Operatore:	TURNO A
Data, ora:	14.12.2016, 11:15
Nota:	PART ~~T~~ PZ N.1
Tastatore:	PCV 360 / 33 mm
Macchina:	MOA 416120 002

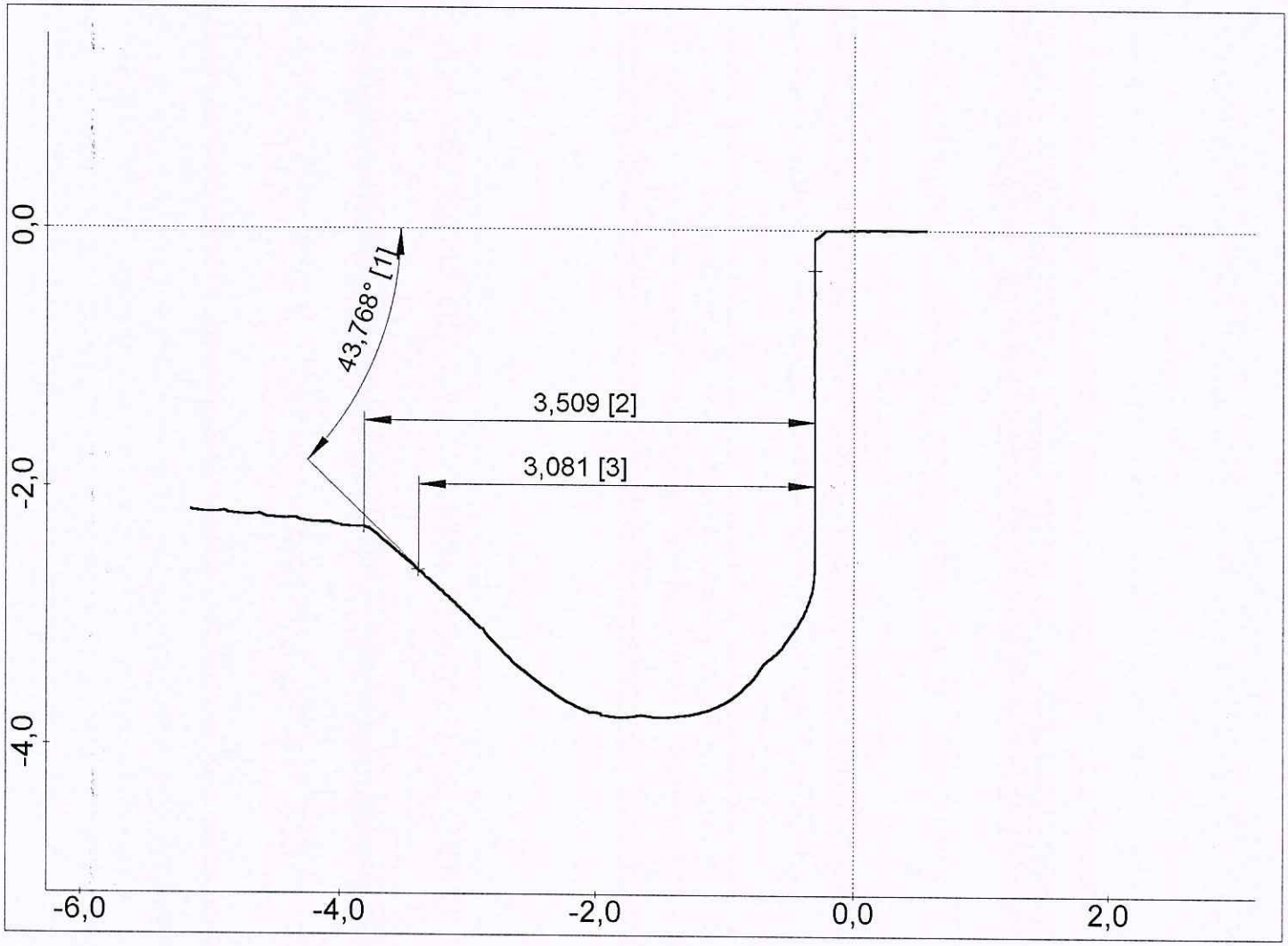

PERTHOMETER CONCEPT

Area Riservata alla Produzione

Valutazione Profilo

OK ☐

NOK ☐

N°BADGE ODP RICEVENTE

GETRAG

Via dei Ciclamini 4, Modugno (BA)

Oggetto:	OS 2
Numero:	3658
Operatore:	TURNO A
Data, ora:	14.12.2016, 11:15
Nota:	PART T/ PZ N.2
Tastatore:	PCV 350 / 33 mm
Macchina:	MOA 416120 002

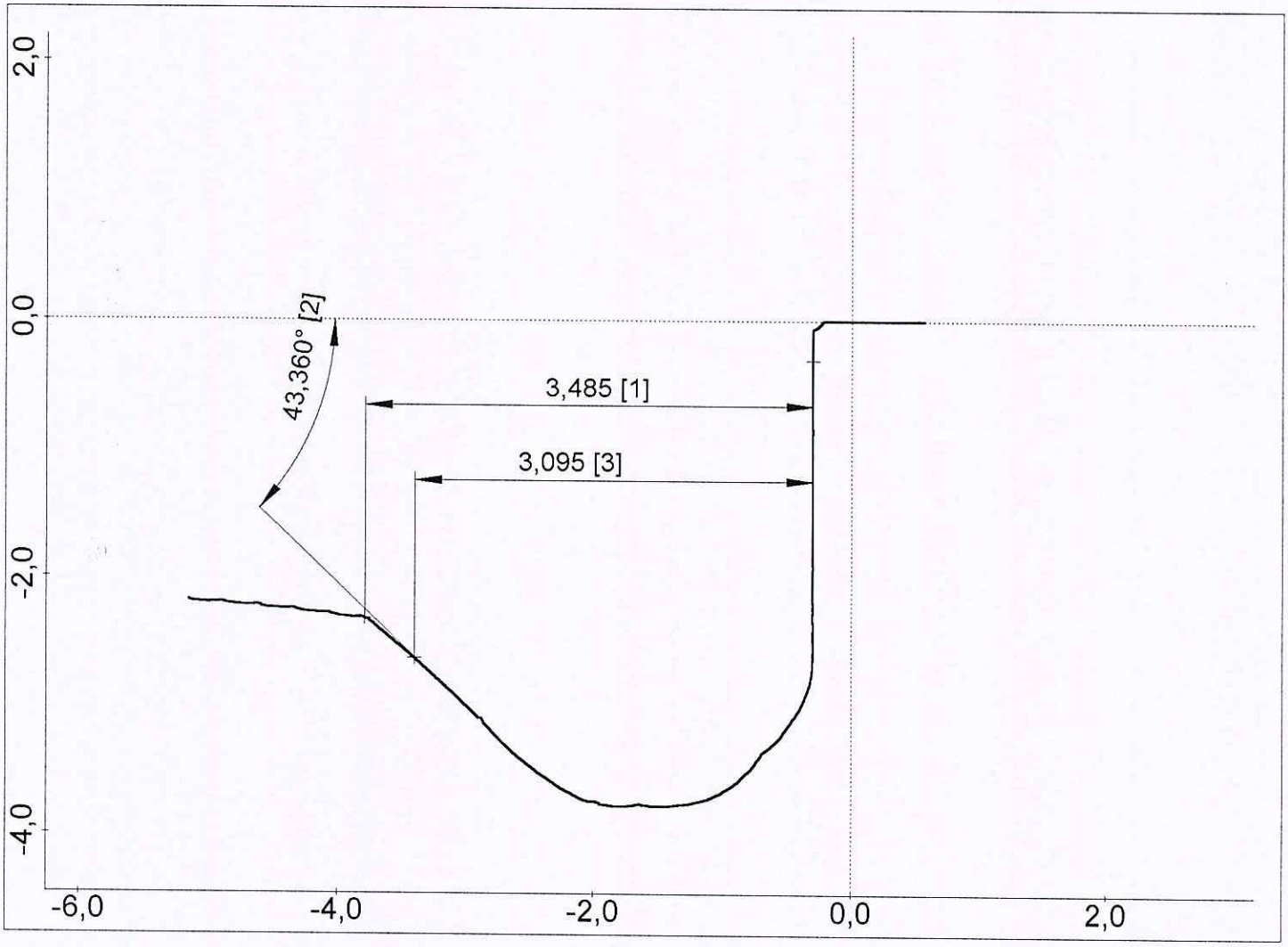

PERTHOMETER CONCEPT

Area Riservata alla Produzione

Valutazione Profilo

OK ☐

NOK ☐

N°BADGE ODP RICEVENTE

GETRAG

Via dei Ciclamini 4, Modugno (BA)

Oggetto:	OS 2
Numero:	3658
Operatore:	TURNO A
Data, ora:	14.12.2016, 11:15
Nota:	PART Y PZ N.3
Tastatore:	PCV 350 / 33 mm
Macchina:	MOA 416120 002

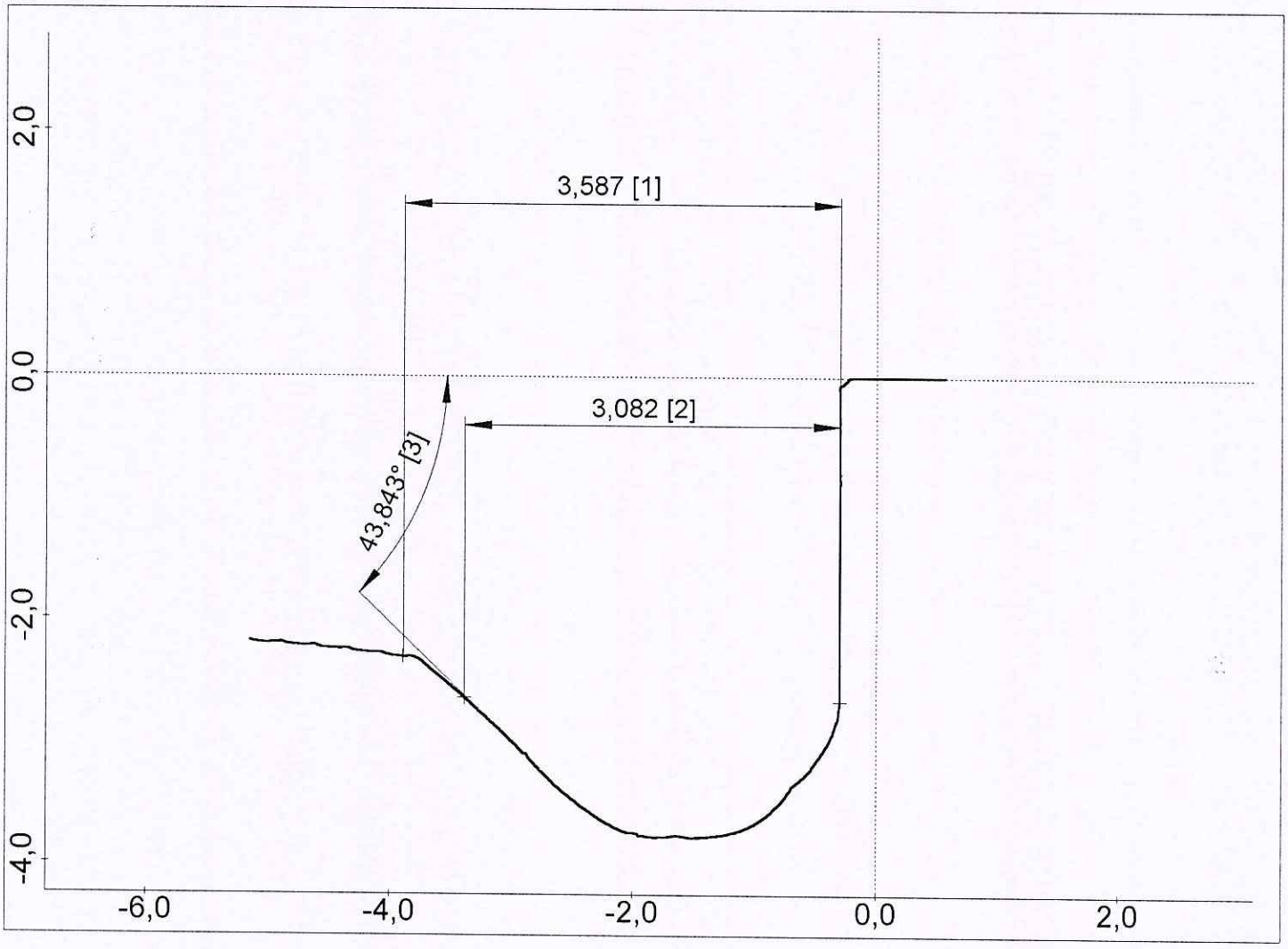

PERTHOMETER CONCEPT

Area Riservata alla Produzione

Valutazione Profilo

OK ☐

NOK ☐

N°BADGE ODP RICEVENTE

GETRAG

Via dei Ciclamini 4, Modugno (BA)

Oggetto:	OS 2
Numero:	3658
Operatore:	TURNO A
Data, ora:	14.12.2016, 11:48
Nota:	PART Y PZ N.4
Tastatore:	PCV 350 / 33 mm
Macchina:	MOA 416120 002

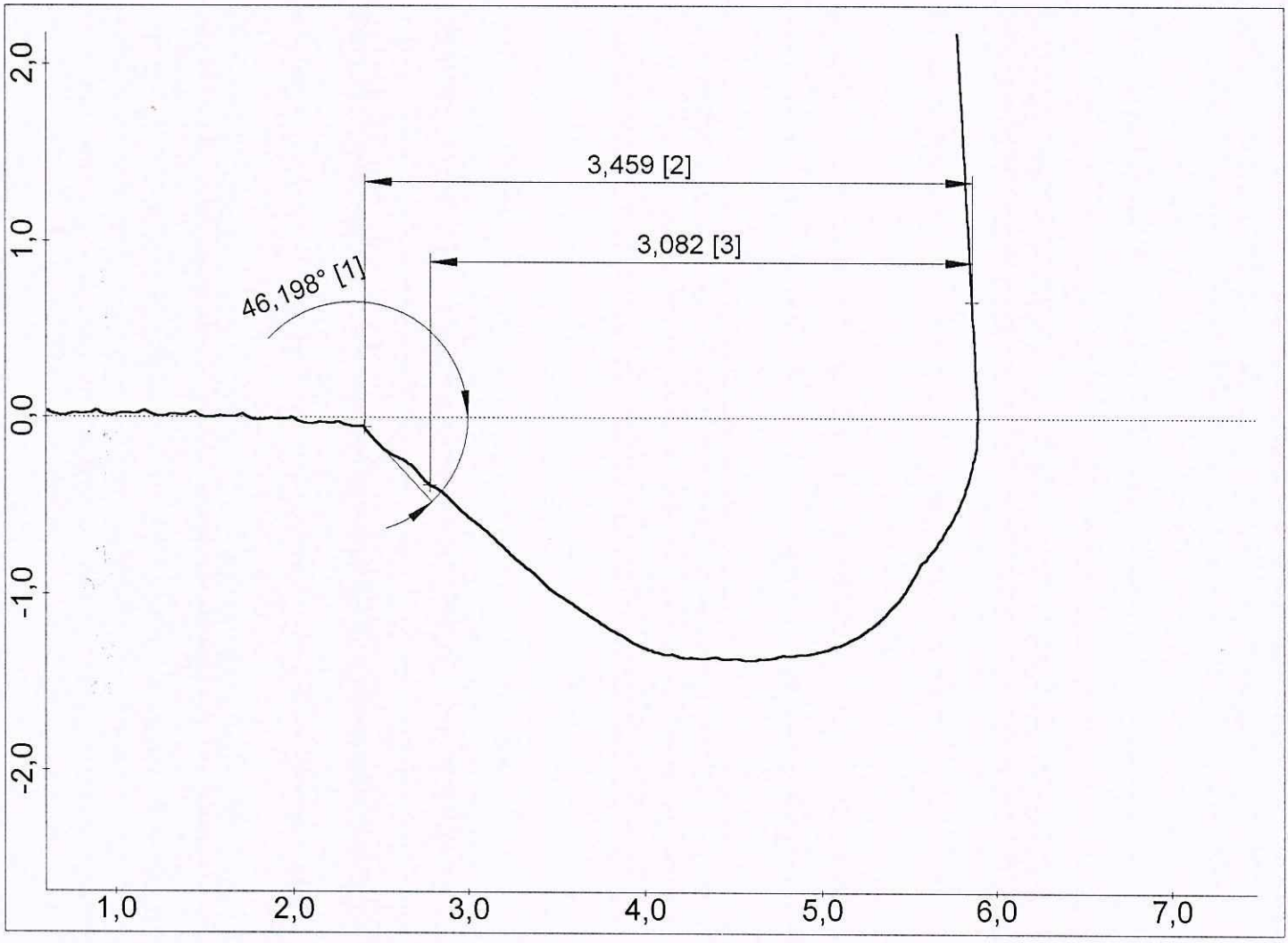

PERTHOMETER CONCEPT

Area Riservata alla Produzione

Valutazione Profilo

OK ☐

NOK ☐

N°BADGE ODP RICEVENTE

GETRAG

Via dei Ciclamini 4, Modugno (BA)

Oggetto:	OS 2
Numero:	3658
Operatore:	TURNO A
Data, ora:	14.12.2016, 11:48
Nota:	PART Y PZ N.5
Tastatore:	PCV 350 / 33 mm
Macchina:	MOA 416120 002

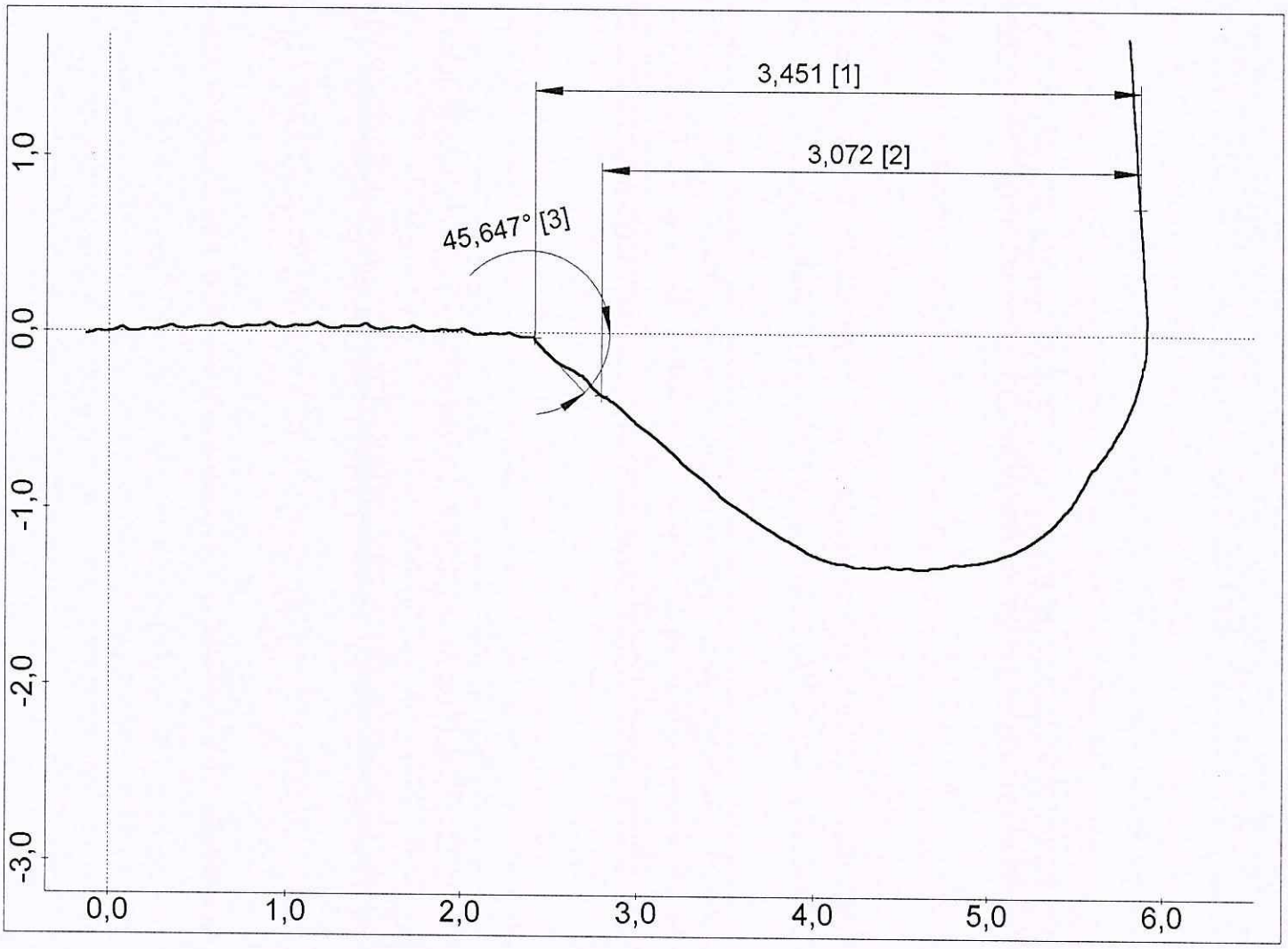

PERTHOMETER CONCEPT

Area Riservata alla Produzione

Valutazione Profilo

OK ☐

NOK ☐

N°BADGE ODP RICEVENTE

GETRAG

Via dei Ciclamini 4, Modugno (BA)

Oggetto:	OS 2
Numero:	3658
Operatore:	TURNO A
Data, ora:	14.12.2016, 11:54
Nota:	PART X PZ N.1
Tastatore:	PCV 350 / 33 mm
Macchina:	MOA 416120 002

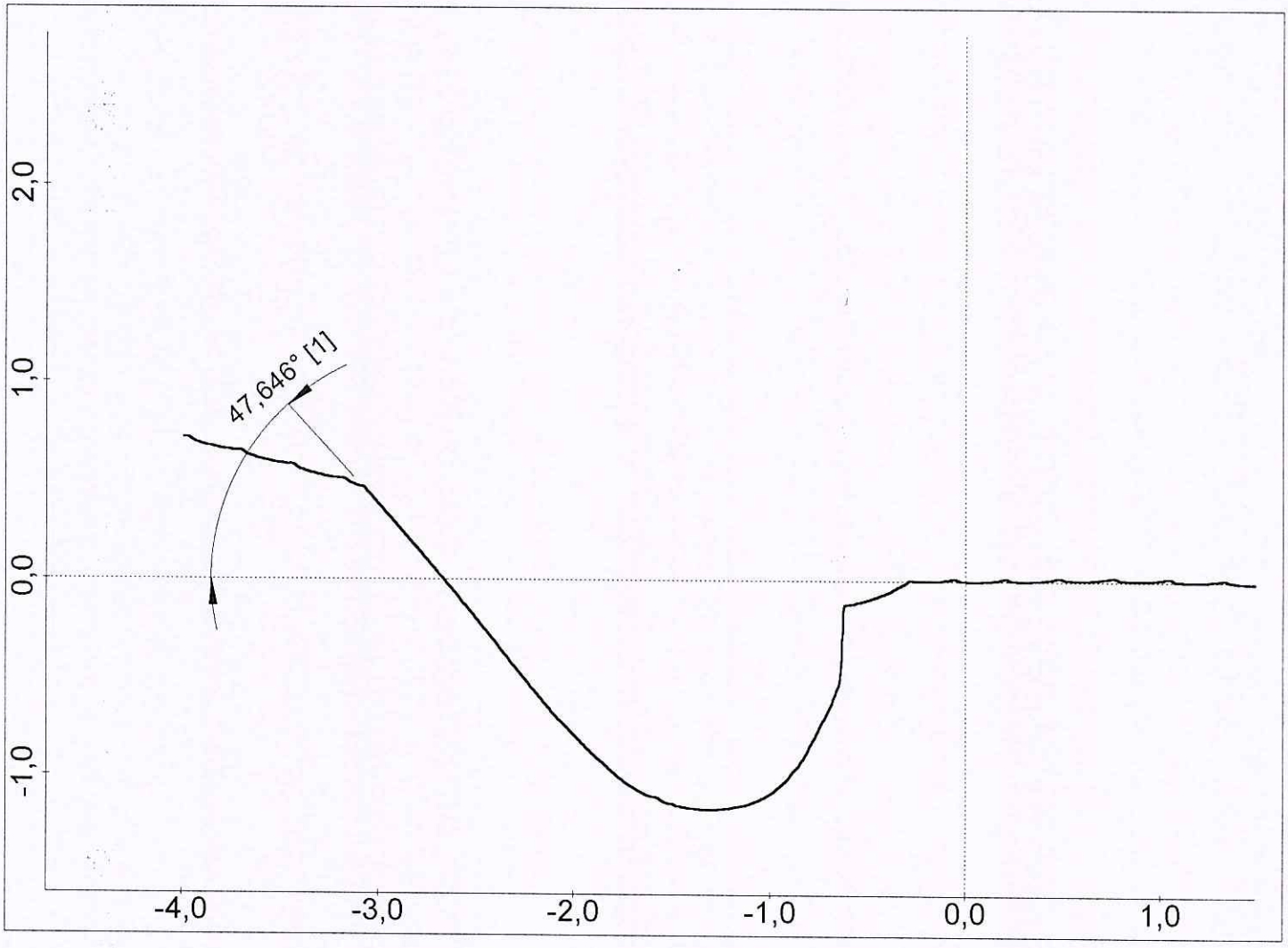

PERTHOMETER CONCEPT

Area Riservata alla Produzione

Valutazione Profilo

OK ☐

NOK ☐

N°BADGE ODP RICEVENTE

GETRAG

Via dei Ciclamini 4, Modugno (BA)

Oggetto:	OS 2
Numero:	3658
Operatore:	TURNO A
Data, ora:	14.12.2016, 11:54
Nota:	PART X PZ N.2
Tastatore:	PCV 350 / 33 mm
Macchina:	MOA 416120 002

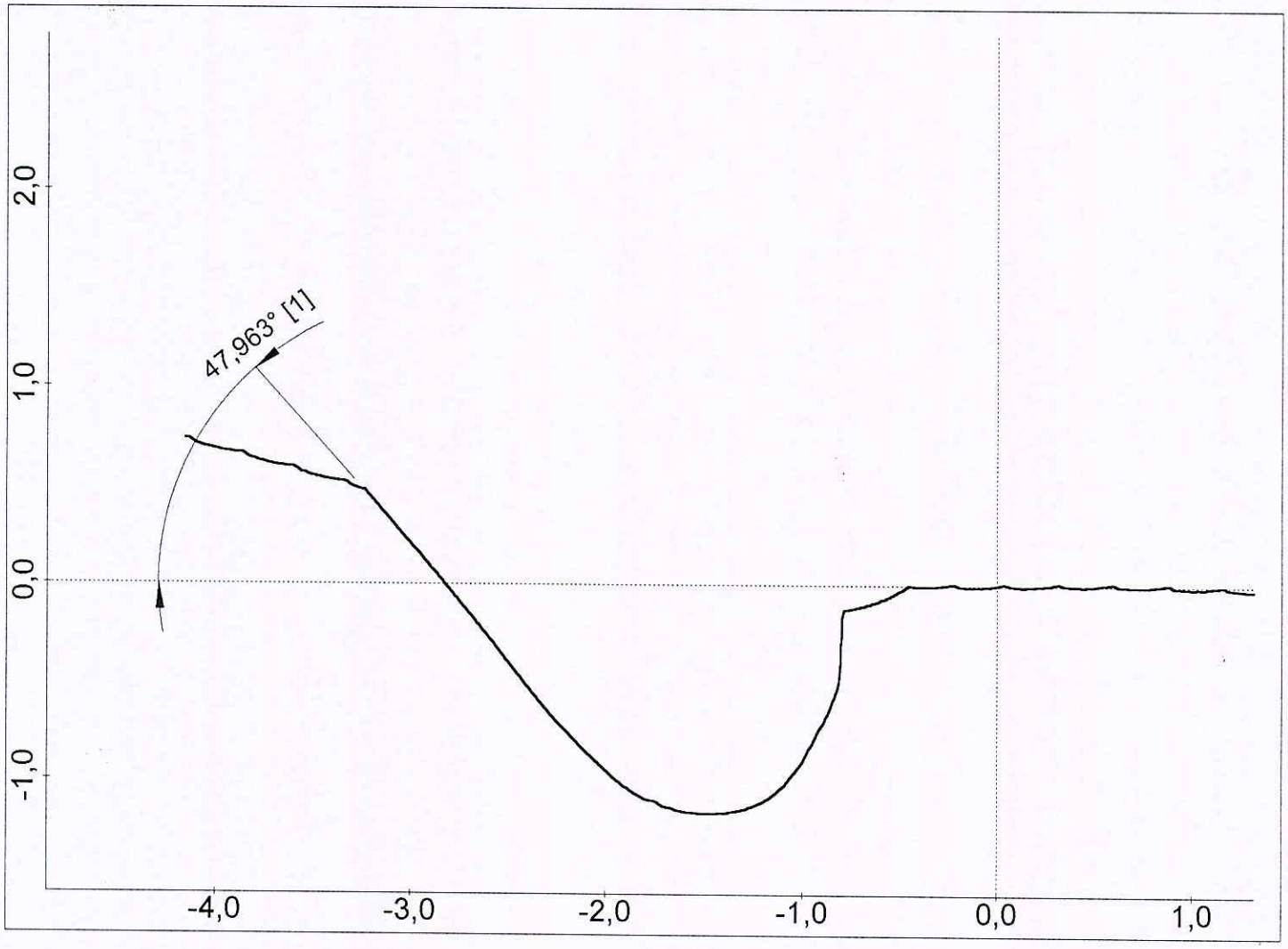

PERTHOMETER CONCEPT

Area Riservata alla Produzione

Valutazione Profilo

OK ☐

NOK ☐

N°BADGE ODP RICEVENTE

GETRAG

Via dei Ciclamini 4, Modugno (BA)

Oggetto:	OS 2
Numero:	3658
Operatore:	TURNO A
Data, ora:	14.12.2016, 11:54
Nota:	PART X PZ N.3
Tastatore:	PCV 350 / 33 mm
Macchina:	MOA 416120 002

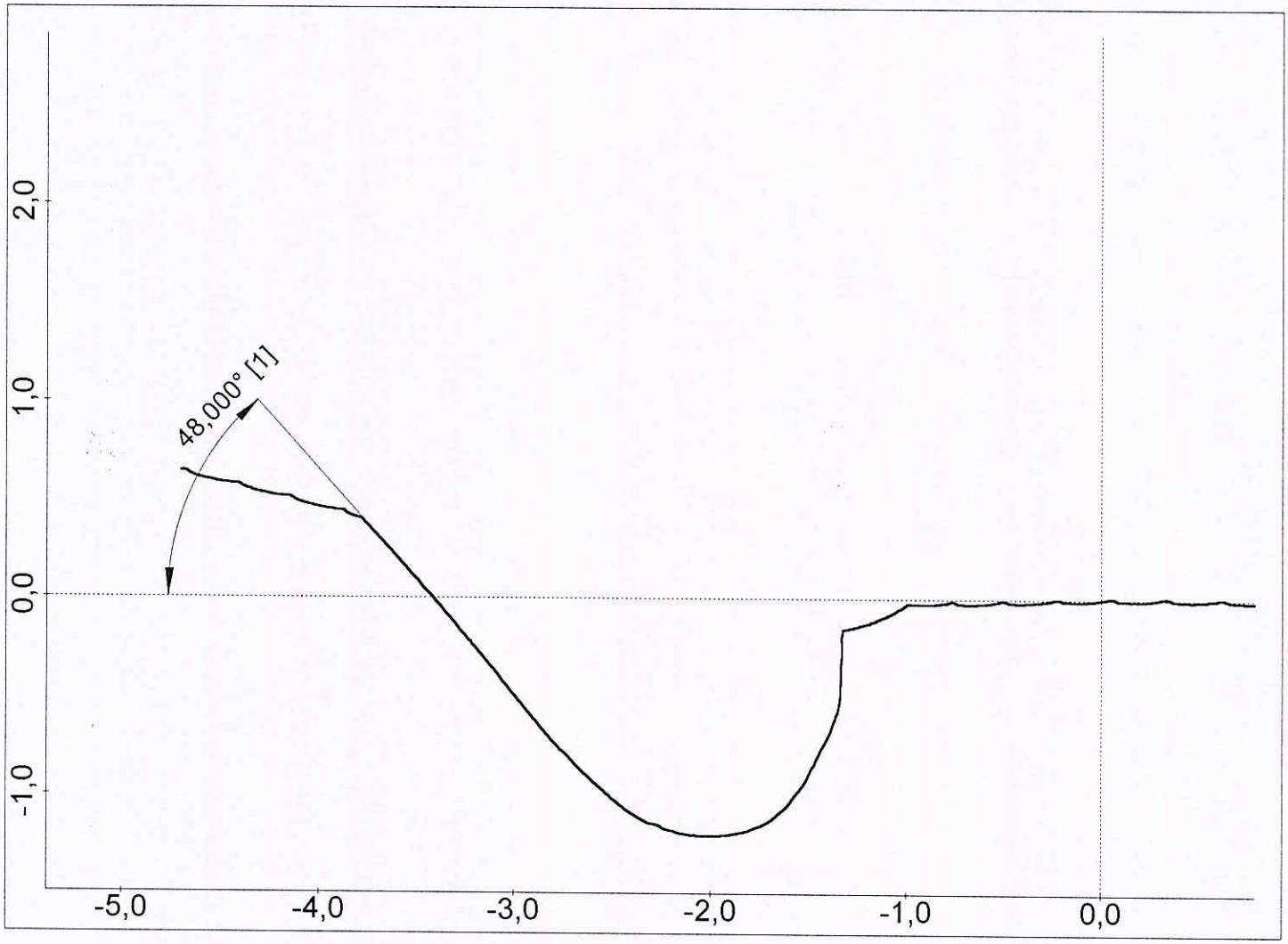

PERTHOMETER CONCEPT

Area Riservata alla Produzione

Valutazione Profilo

OK ☐

NOK ☐

N°BADGE ODP RICEVENTE

GETRAG

Via dei Ciclamini 4, Modugno (BA)

Oggetto:	OS 2
Numero:	3658
Operatore:	TURNO A
Data, ora:	14.12.2016, 11:54
Nota:	PART X PZ N.4
Tastatore:	PCV 350 / 33 mm
Macchina:	MOA 416120 002

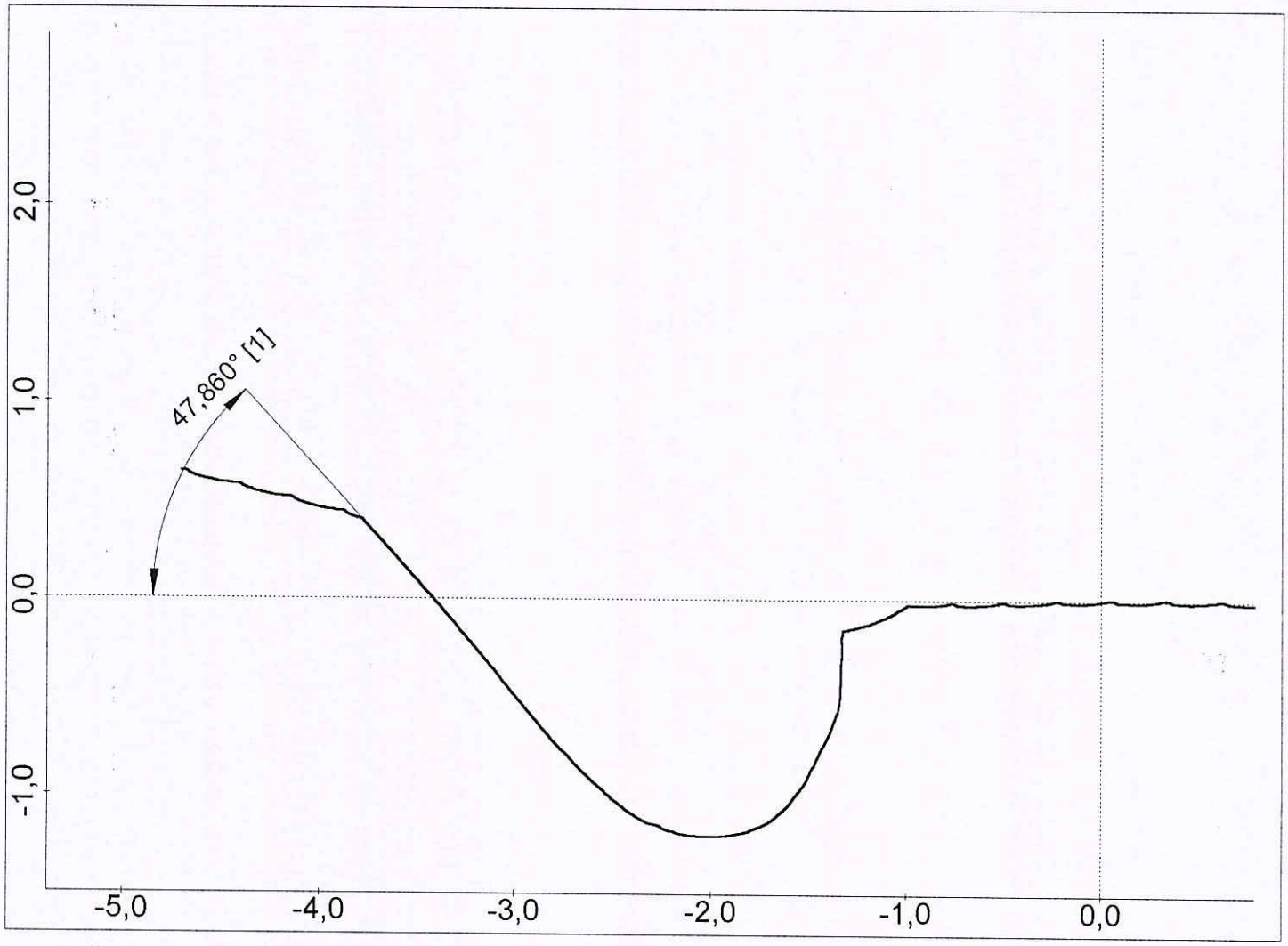

PERTHOMETER CONCEPT

Area Riservata alla Produzione

Valutazione Profilo

OK ☐

NOK ☐

N°BADGE ODP RICEVENTE

GETRAG

Via dei Ciclamini 4, Modugno (BA)

Oggetto:	OS 2
Numero:	3658
Operatore:	TURNO A
Data, ora:	14.12.2016, 11:54
Nota:	PART X PZ N.5
Tastatore:	PCV 350 / 33 mm
Macchina:	MOA 416120 002

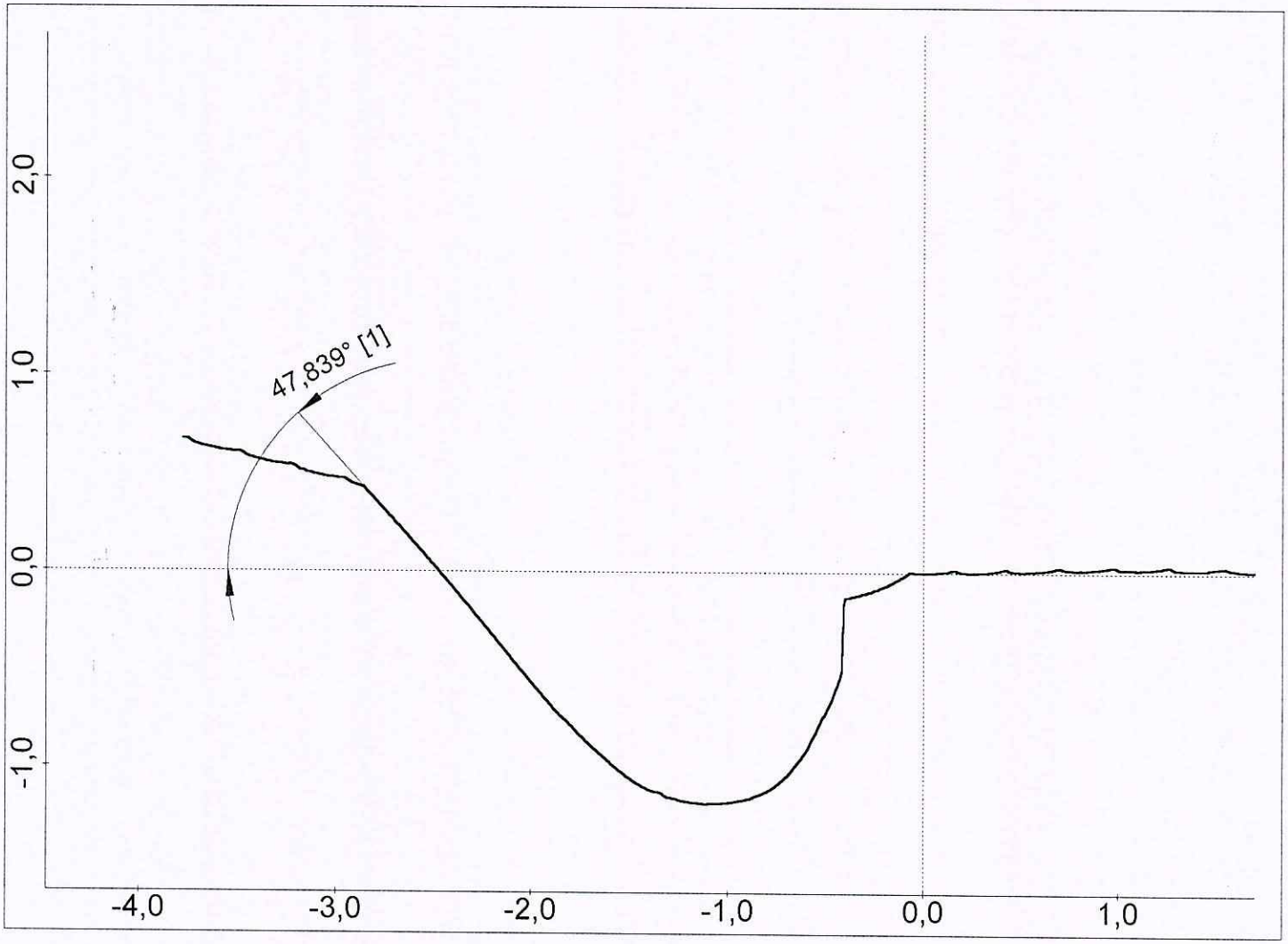

PERTHOMETER CONCEPT

Area Riservata alla Produzione

Valutazione Profilo

OK ☐

NOK ☐

N°BADGE ODP RICEVENTE

GETRAG

Via dei Ciclamini 4, Modugno (BA)

Oggetto:	OS 2
Numero:	3658
Operatore:	TURNO A
Data, ora:	14.12.2016, 12:01
Nota:	PART W PZ N.1
Tastatore:	PCV 350 / 33 mm
Macchina:	MOA 416120 002

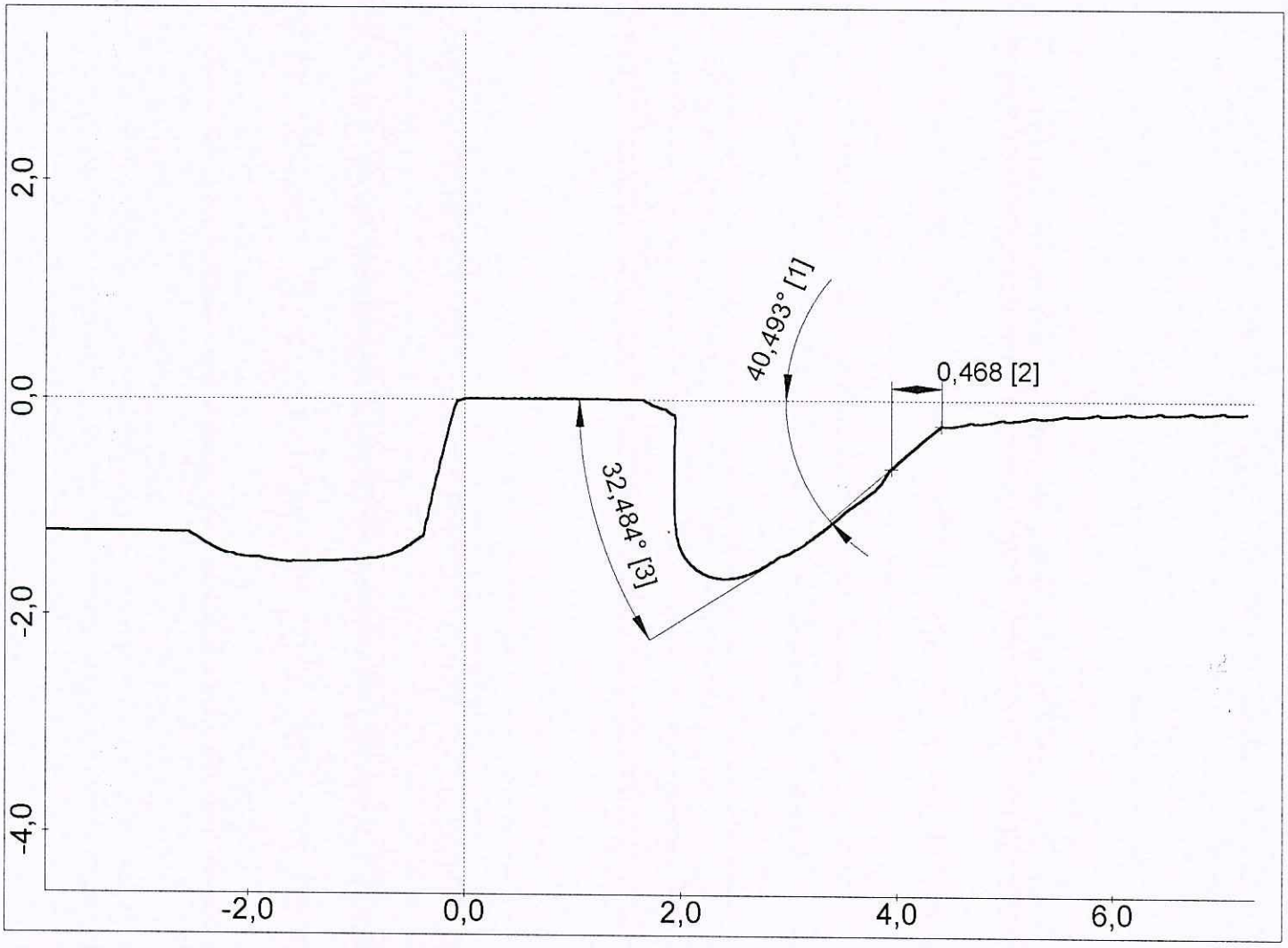

PERTHOMETER CONCEPT

Area Riservata alla Produzione

Valutazione Profilo

OK	☐
NOK	☐

N°BADGE ODP RICEVENTE

GETRAG

Via dei Ciclamini 4, Modugno (BA)

Oggetto:	OS 2
Numero:	3658
Operatore:	TURNO A
Data, ora:	14.12.2016, 12:01
Nota:	PART W PZ N.2
Tastatore:	PCV 350 / 33 mm
Macchina:	MOA 416120 002

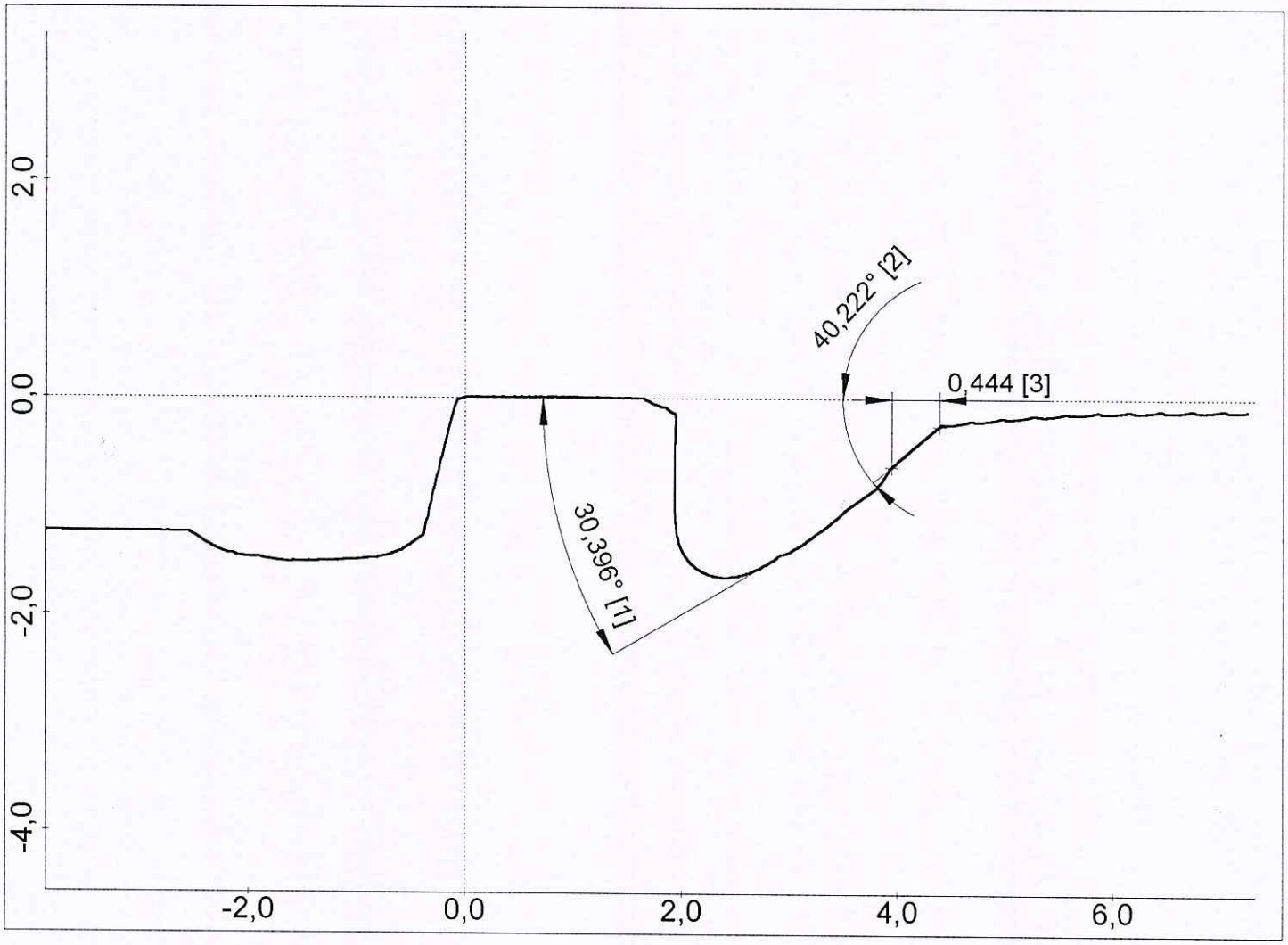

PERTHOMETER CONCEPT

Area Riservata alla Produzione

Valutazione Profilo

OK ☐

NOK ☐

N°BADGE ODP RICEVENTE

GETRAG

Via dei Ciclamini 4, Modugno (BA)

Oggetto:	OS 2
Numero:	3658
Operatore:	TURNO A
Data, ora:	14.12.2016, 12:01
Nota:	PART W PZ N.3
Tastatore:	PCV 350 / 33 mm
Macchina:	MOA 416120 002

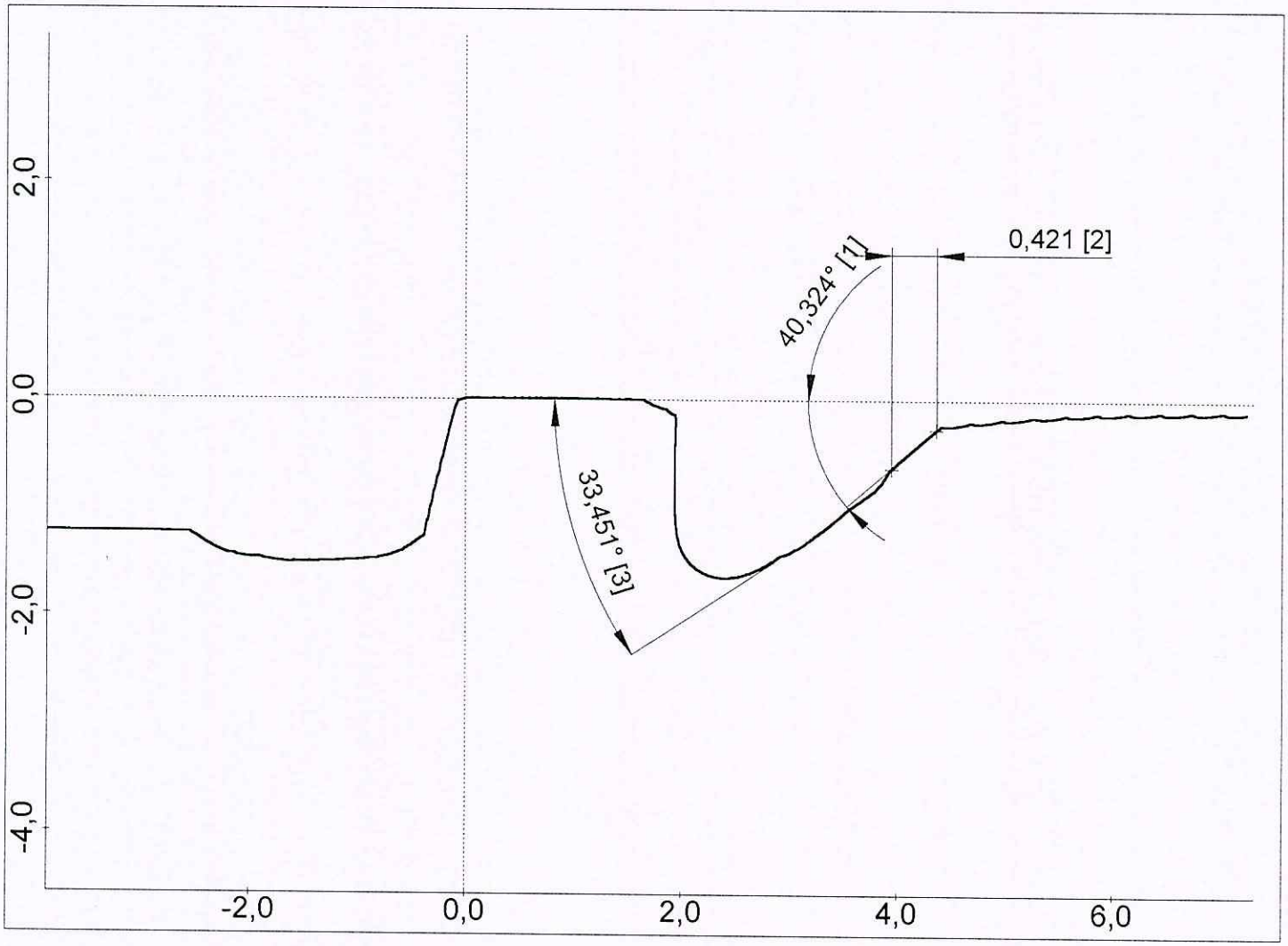

PERTHOMETER CONCEPT

Area Riservata alla Produzione

Valutazione Profilo

OK ☐

NOK ☐

N°BADGE ODP RICEVENTE

GETRAG

Via dei Ciclamini 4, Modugno (BA)

Oggetto:	OS 2
Numero:	3658
Operatore:	TURNO A
Data, ora:	14.12.2016, 12:01
Nota:	PART W PZ N.4
Tastatore:	PCV 350 / 33 mm
Macchina:	MOA 416120 002

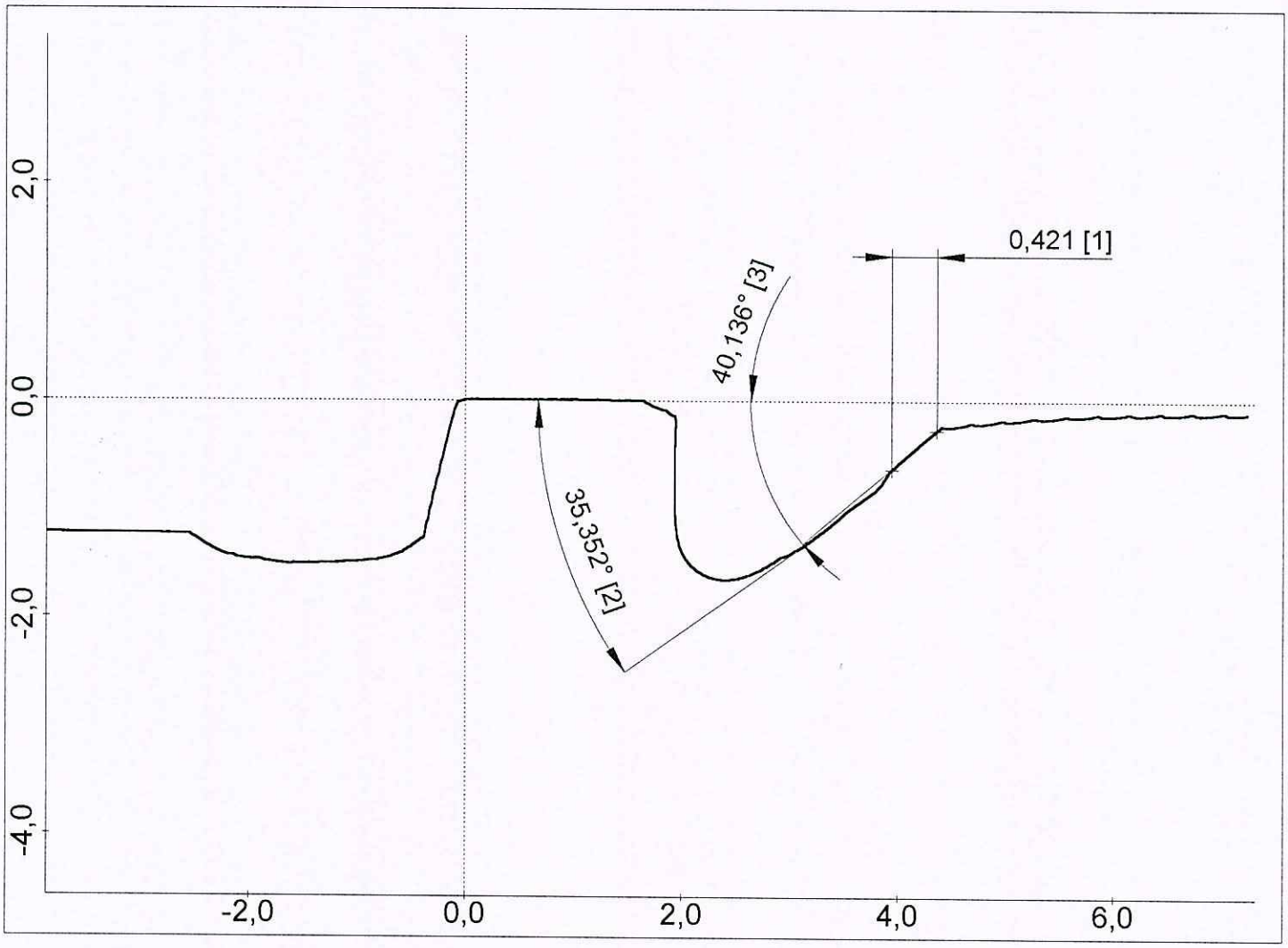

PERTHOMETER CONCEPT

Area Riservata alla Produzione

Valutazione Profilo

OK ☐

NOK ☐

N°BADGE ODP RICEVENTE

GETRAG

Via dei Ciclamini 4, Modugno (BA)

Oggetto:	OS 2
Numero:	3658
Operatore:	TURNO A
Data, ora:	14.12.2016, 12:01
Nota:	PART W PZ N.5
Tastatore:	PCV 350 / 33 mm
Macchina:	MOA 416120 002

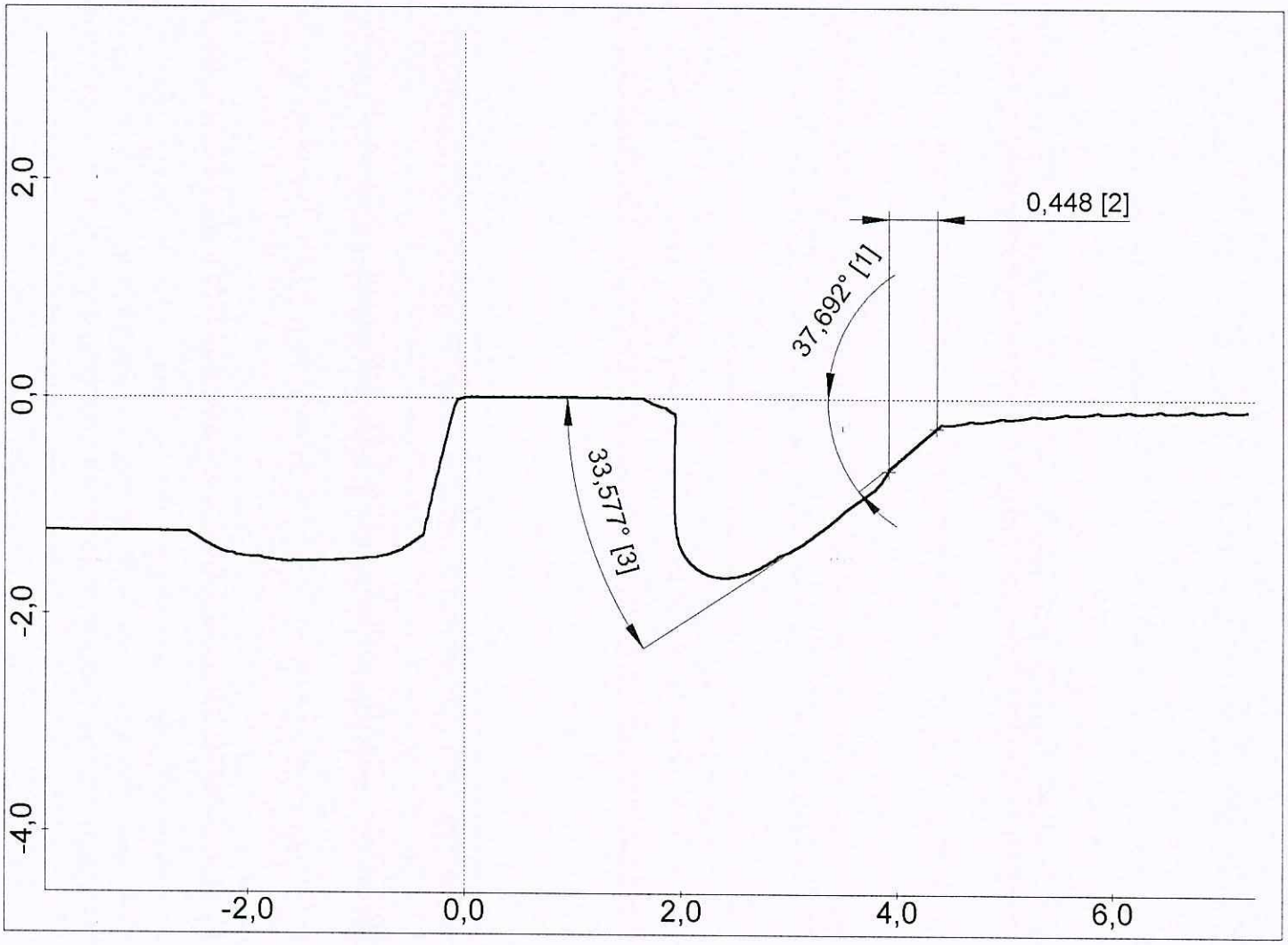

PERTHOMETER CONCEPT

Area Riservata alla Produzione

Valutazione Profilo

OK ☐

NOK ☐

N°BADGE ODP RICEVENTE

GETRAG

Part Submission Warrant

Part Name	Output Shaft 2	Customer Part Number	250.6.4238.35
Shown on Drawing No.	250.6.4238.35	Organization Part #	
Engineering Change Level	m C006614_MIP_1	Dated	10-nov-16
Additional Engineering Changes		Dated	

Safety and/or Government Regulation ☐ Yes ☑ No Purchase Order No. Weight (kg) 1.627

Checking Aid No. Checking Aid Engineering Change Level Dated

ORGANIZATION MANUFACTURING INFORMATION

GETRAG MODUGNO

VIA DEI CICLAMINI N°4

MODUGNO BARI 70026 ITALY

CUSTOMER SUBMITTAL INFORMATION

DCT250

MATERIALS REPORTING

Has customer-required Substances of Concern information been reported? ☑ Yes ☐ No ☐ n/a

Submitted by IMDS or other customer format:

Are polymeric parts identified with appropriate ISO marking codes? ☐ Yes ☐ No ☑ n/a

REASON FOR SUBMISSION

- ☐ Initial Submission
- ☑ Engineering Change(s)
- ☐ Tooling: Transfer, Replacement, Refurbishment, or additional
- ☐ Correction of Discrepancy
- ☐ Tooling Inactive > than 1 year
- ☐ Change to Optional Construction or Material
- ☐ Supplier or Material Source Change
- ☐ Change in Part Processing
- ☐ Parts Produced at Additional Location
- ☐ Other - please specify below

REQUESTED SUBMISSION LEVEL

- ☐ Level 1 - Warrant only (and for designated appearance items, an Appearance Approval Report) submitted to customer.
- ☐ Level 2 - Warrant with product samples and limited supporting data submitted to customer.
- ☑ Level 3 - Warrant with product samples and complete supporting data submitted to customer.
- ☐ Level 4 - Warrant and other requirements as defined by customer.
- ☐ Level 5 - Warrant with product samples and complete supporting data reviewed at organization's manufacturing location.

SUBMISSION RESULTS

The results for ☑ dimensional measurements ☑ material and functional tests ☐ appearance criteria ☐ statistical process package

These results meet all drawing and specification requirements: ☑ Yes ☐ NO (If "NO" - Explanation Required)

Mold / Cavity / Production Process

DECLARATION

I hereby affirm that the samples represented by this warrant are representative of our parts which were made by a process that meets all Production Part Approval Process Manual 4th Edition Requirements. I further affirm that these samples were produced at the production rate of 2000 / 24 hours. I also certify that documented evidence of such compliance is on file and available for review. I have noted any deviations from this declaration below.

EXPLANATION / COMMENTS: **Change on angle and chamfer of grooves in details W, X, Y**

Is each Customer Tool properly tagged and numbered? ☐ Yes ☐ No ☑ n/a

Organization Authorized Signature Date 14-dic-16

Print Name Camarda Ettore Phone No. tel 390805858220 Fax No.

Title Area 1 Manager E-mail ettore.camarda@magna.com

FOR CUSTOMER USE ONLY (IF APPLICABLE)

Part Warrant Disposition: ☒ Approved ☐ Rejected ☐ Other

Customer Signature Date 14.12.16

Print Name Customer Tracking Number (optional)

GETRAG

Part Submission Warrant

Part Name	Output Shaft 2	Customer Part Number	250.6.3664.35
Shown on Drawing No.	250.6.3664.35	Organization Part #	
Engineering Change Level	j C006614_MIP_1	Dated	10-nov-16
Additional Engineering Changes		Dated	
Safety and/or Government Regulation	☐ Yes ☑ No	Purchase Order No.	
Weight (kg)	1.439		
Checking Aid No.		Checking Aid Engineering Change Level	
Dated			

ORGANIZATION MANUFACTURING INFORMATION

GETRAG MODUGNO

VIA DEI CICLAMINI N°4

Address

MODUGNO BARI 70026 ITALY

CUSTOMER SUBMITTAL INFORMATION

DCT250

MATERIALS REPORTING

Has customer-required Substances of Concern information been reported? ☑ Yes ☐ No ☐ n/a

Submitted by IMDS or other customer format:

Are polymeric parts identified with appropriate ISO marking codes? ☐ Yes ☐ No ☑ n/a

REASON FOR SUBMISSION

- ☐ Initial Submission
- ☑ Engineering Change(s)
- ☐ Tooling: Transfer, Replacement, Refurbishment, or additional
- ☐ Correction of Discrepancy
- ☐ Tooling Inactive > than 1 year
- ☐ Change to Optional Construction or Material
- ☐ Supplier or Material Source Change
- ☐ Change in Part Processing
- ☐ Parts Produced at Additional Location
- ☐ Other - please specify below

REQUESTED SUBMISSION LEVEL Check one

- ☐ Level 1 - Warrant only (and for designated appearance items, an Appearance Approval Report) submitted to customer.
- ☐ Level 2 - Warrant with product samples and limited supporting data submitted to customer.
- ☑ Level 3 - Warrant with product samples and complete supporting data submitted to customer.
- ☐ Level 4 - Warrant and other requirements as defined by customer.
- ☐ Level 5 - Warrant with product samples and complete supporting data reviewed at organization's manufacturing location.

SUBMISSION RESULTS

The results for ☑ dimensional measurements ☑ material and functional tests ☐ appearance criteria ☐ statistical process package

These results meet all drawing and specification requirements: ☑ Yes ☐ NO (If "NO" - Explanation Required)

Mold / Cavity / Production Process

DECLARATION

I hereby affirm that the samples represented by this warrant are representative of our parts which were made by a process that meets all Production Part Approval Process Manual 4th Edition Requirements. I further affirm that these samples were produced at the production rate of 2000 / 24 hours. I also certify that documented evidence of such compliance is on file and available for review. I have noted any deviations from this declaration below.

EXPLANATION / COMMENTS: **Change on angle and chamfer of grooves in details W, X, Y**

Is each Customer Tool properly tagged and numbered? ☐ Yes ☐ No ☑ n/a

Organization Authorized Signature		Date	14-dic-16
Print Name	Camarda Ettore	Phone No.	tel 390805858220
Fax No.			
Title	Area 1 Manager	E-mail	ettore.camarda@magna.com

FOR CUSTOMER USE ONLY (IF APPLICABLE)

Part Warrant Disposition: ☒ Approved ☐ Rejected ☐ Other

Customer Signature		Date	14.12.16
Print Name		Customer Tracking Number (optional)	

GETRAG

Part Submission Warrant

Part Name	Output Shaft 2	Customer Part Number	250.6.4245.35
Shown on Drawing No.	250.6.4245.35	Organization Part #	
Engineering Change Level	m C006614_MIP_1	Dated	10-nov-16
Additional Engineering Changes		Dated	

Safety and/or Government Regulation ☐ Yes ☑ No Purchase Order No. Weight (kg) 1.543

Checking Aid No. Checking Aid Engineering Change Level Dated

ORGANIZATION MANUFACTURING INFORMATION

GETRAG MODUGNO

VIA DEI CICLAMINI N°4

MODUGNO BARI 70026 ITALY

CUSTOMER SUBMITTAL INFORMATION

DCT250

MATERIALS REPORTING

Has customer-required Substances of Concern information been reported? ☑ Yes ☐ No ☐ n/a

Submitted by IMDS or other customer format:

Are polymeric parts identified with appropriate ISO marking codes? ☐ Yes ☐ No ☑ n/a

REASON FOR SUBMISSION

- ☐ Initial Submission
- ☑ Engineering Change(s)
- ☐ Tooling: Transfer, Replacement, Refurbishment, or additional
- ☐ Correction of Discrepancy
- ☐ Tooling Inactive > than 1 year
- ☐ Change to Optional Construction or Material
- ☐ Supplier or Material Source Change
- ☐ Change in Part Processing
- ☐ Parts Produced at Additional Location
- ☐ Other - please specify below

REQUESTED SUBMISSION LEVEL

- ☐ Level 1 - Warrant only (and for designated appearance items, an Appearance Approval Report) submitted to customer.
- ☐ Level 2 - Warrant with product samples and limited supporting data submitted to customer.
- ☑ Level 3 - Warrant with product samples and complete supporting data submitted to customer.
- ☐ Level 4 - Warrant and other requirements as defined by customer.
- ☐ Level 5 - Warrant with product samples and complete supporting data reviewed at organization's manufacturing location.

SUBMISSION RESULTS

The results for ☑ dimensional measurements ☑ material and functional tests ☐ appearance criteria ☐ statistical process package

These results meet all drawing and specification requirements: ☑ Yes ☐ NO (If "NO" - Explanation Required)

Mold / Cavity / Production Process

DECLARATION

I hereby affirm that the samples represented by this warrant are representative of our parts which were made by a process that meets all Production Part Approval Process Manual 4th Edition Requirements. I further affirm that these samples were produced at the production rate of 2000 / 24 hours. I also certify that documented evidence of such compliance is on file and available for review. I have noted any deviations from this declaration below.

EXPLANATION / COMMENTS: **Change on angle and chamfer of grooves in details W, X, Y**

Is each Customer Tool properly tagged and numbered? ☐ Yes ☐ No ☑ n/a

Organization Authorized Signature Date 14-dic-16

Print Name Camarda Ettore Phone No. tel 390805858220 Fax No.

Title Area 1 Manager E-mail ettore.camarda@magna.com

FOR CUSTOMER USE ONLY (IF APPLICABLE)

Part Warrant Disposition: ☒ Approved ☐ Rejected ☐ Other

Customer Signature Date 14-12.16

Print Name Customer Tracking Number (optional)

GETRAG

Part Submission Warrant

Part Name	Output Shaft 2	Customer Part Number	250.6.3755.35
Shown on Drawing No.	250.6.3755.35	Organization Part #	
Engineering Change Level	n C006614_MIP_1	Dated	10-nov-16
Additional Engineering Changes		Dated	

Safety and/or Government Regulation ☐ Yes ☑ No Purchase Order No. Weight (kg) 1.543

Checking Aid No. Checking Aid Engineering Change Level Dated

ORGANIZATION MANUFACTURING INFORMATION

GETRAG MODUGNO

VIA DEI CICLAMINI N°4

MODUGNO BARI 70026 ITALY

CUSTOMER SUBMITTAL INFORMATION

DCT250

MATERIALS REPORTING

Has customer-required Substances of Concern information been reported? ☑ Yes ☐ No ☐ n/a

Submitted by IMDS or other customer format:

Are polymeric parts identified with appropriate ISO marking codes? ☐ Yes ☐ No ☑ n/a

REASON FOR SUBMISSION

- ☐ Initial Submission
- ☑ Engineering Change(s)
- ☐ Tooling: Transfer, Replacement, Refurbishment, or additional
- ☐ Correction of Discrepancy
- ☐ Tooling Inactive > than 1 year
- ☐ Change to Optional Construction or Material
- ☐ Supplier or Material Source Change
- ☐ Change in Part Processing
- ☐ Parts Produced at Additional Location
- ☐ Other - please specify below

REQUESTED SUBMISSION LEVEL

- ☐ Level 1 - Warrant only (and for designated appearance items, an Appearance Approval Report) submitted to customer.
- ☐ Level 2 - Warrant with product samples and limited supporting data submitted to customer.
- ☑ Level 3 - Warrant with product samples and complete supporting data submitted to customer.
- ☐ Level 4 - Warrant and other requirements as defined by customer.
- ☐ Level 5 - Warrant with product samples and complete supporting data reviewed at organization's manufacturing location.

SUBMISSION RESULTS

The results for ☑ dimensional measurements ☑ material and functional tests ☐ appearance criteria ☐ statistical process package

These results meet all drawing and specification requirements: ☑ Yes ☐ NO (If "NO" - Explanation Required)

Mold / Cavity / Production Process

DECLARATION

I hereby affirm that the samples represented by this warrant are representative of our parts which were made by a process that meets all Production Part Approval Process Manual 4th Edition Requirements. I further affirm that these samples were produced at the production rate of 2000 / 24 hours. I also certify that documented evidence of such compliance is on file and available for review. I have noted any deviations from this declaration below.

EXPLANATION / COMMENTS: **Change on angle and chamfer of grooves in details W, X, Y**

Is each Customer Tool properly tagged and numbered? ☐ Yes ☐ No ☑ n/a

Organization Authorized Signature Date 14-dic-16

Print Name Camarda Ettore Phone No. tel 390805858220 Fax No.

Title Area 1 Manager E-mail ettore.camarda@magna.com

FOR CUSTOMER USE ONLY (IF APPLICABLE)

Part Warrant Disposition: ☑ Approved ☐ Rejected ☐ Other

Customer Signature Date 14.12.15

Print Name Customer Tracking Number (optional)

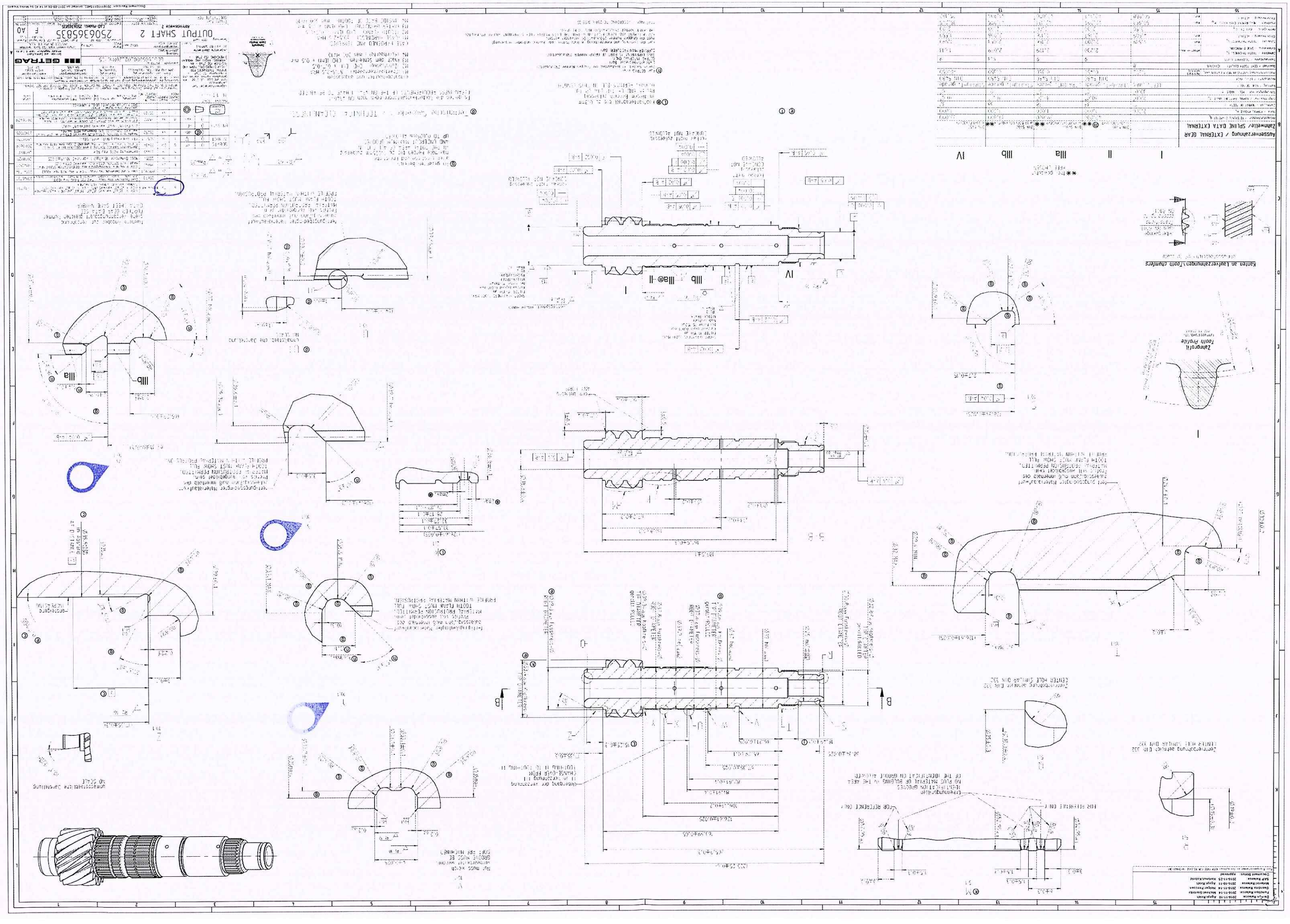
OUTPUT SHAFT 2
2506365835
GETRAG
F
A0
Aussenverzahnung / EXTERNAL GEAR
Zahnwelle/ SPINE DATA EXTERNAL
Zahnprofil
Tooth profile
Kanten an Lauferzahnungen/tooth chamfers
IV
IIIb
IIIa
I
II

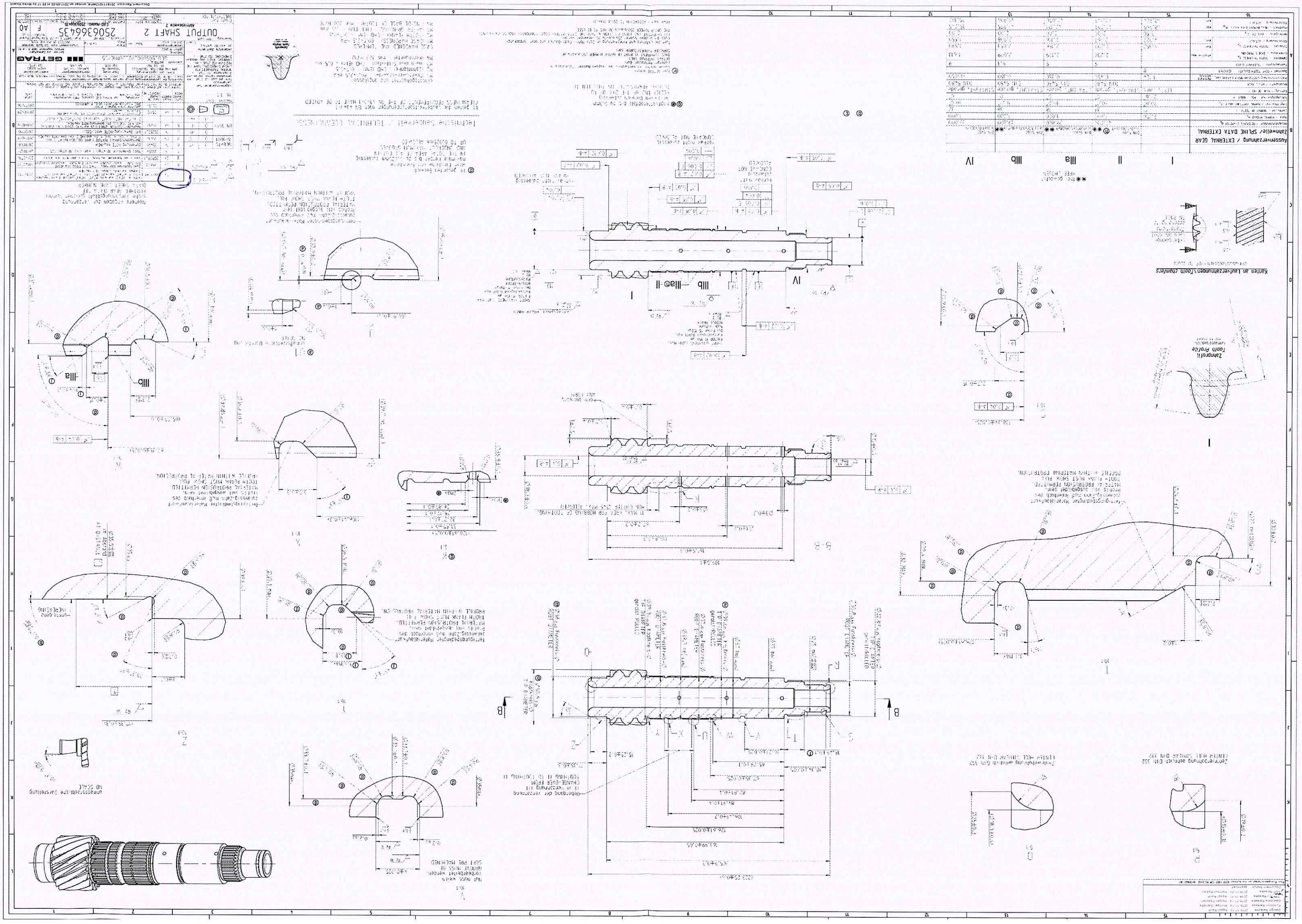
OUTPUT SHAFT 2
2506366435
GETRAG
Aussenverzahnung / EXTERNAL GEAR
Zahnwelle/ SPLINE DATA EXTERNAL
Zahnprofil
Tooth Profile
Kanten an Laufverzahnungen/Tooth chamfers
Zentrierbohrung DIN 332
CENTER HOLE SHAPES DIN 332
Zentrierbohrung abflach DIN 332
CENTER HOLE SHAPES DIN 332
Werkstoffangabe siehe Teilezeichnung
MATERIAL SPECIFICATION SEE PART DRAWING
Nur Maße nach Zeichnung
ONLY DIMENSIONS ACCORDING TO DRAWING
Oberfläche nach Zeichnung
SURFACE ACCORDING TO DRAWING
Oberfläche der Verzahnung
SURFACE OF SPLINE
Oberfläche der Verzahnung
SURFACE OF SPLINE
Oberfläche der Verzahnung
SURFACE OF SPLINE

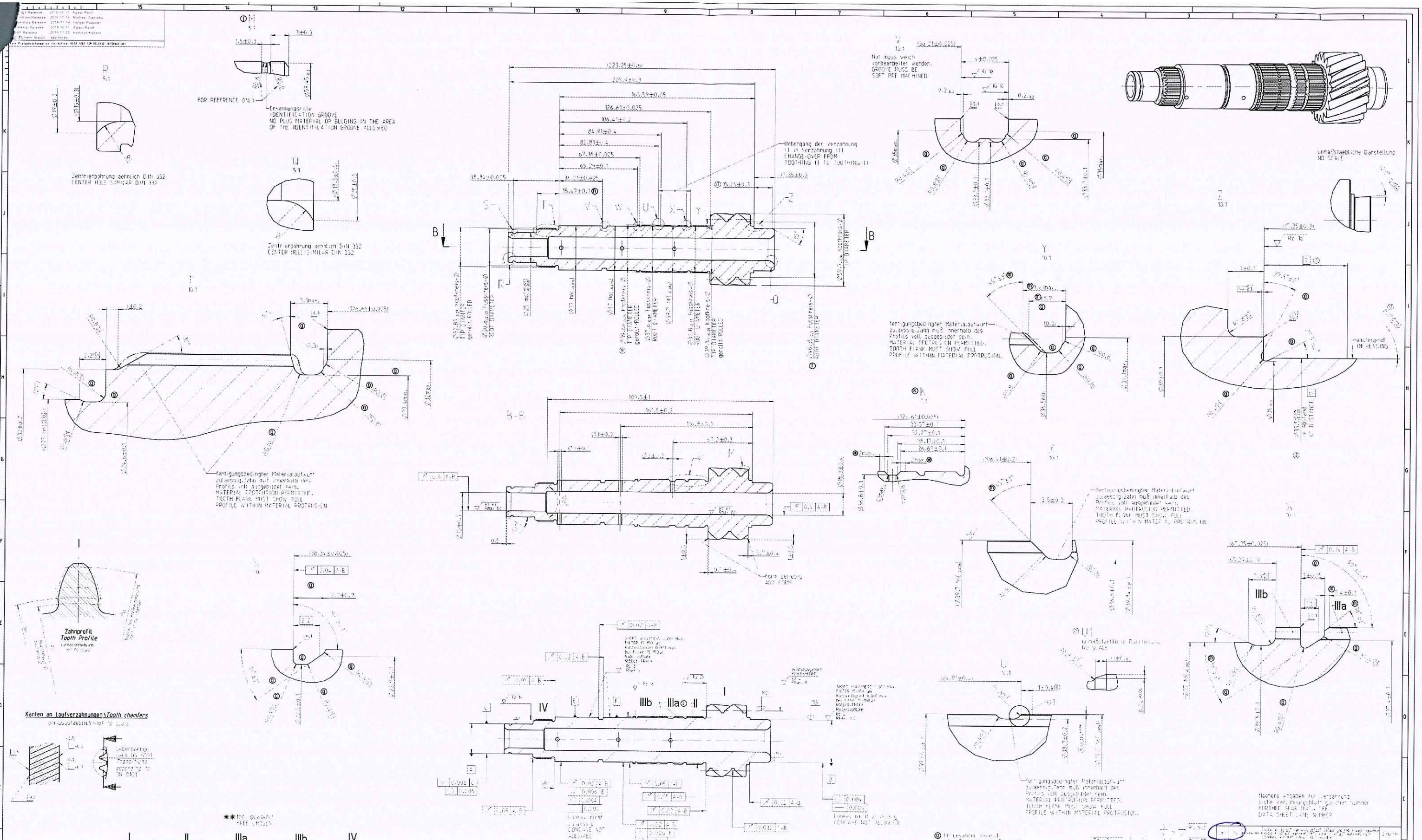
FOR REFERENCE ONLY
Erkennungsnute
IDENTIFICATION GROOVE
NO PLUG MATERIAL OR BULGING IN THE AREA OF THE IDENTIFICATION GROOVE ALLOWED
Zentrierbohrung ähnlich DIN 332
CENTER HOLE SIMILAR DIN 332
Übergang der Verzahnung II in Verzahnung III
CHANGE-OVER FROM TOOTHING II TO TOOTHING III
Not muss weich vorbearbeitet werden.
GROOVE MUST BE SOFT PRE MACHINED
Umrißähnliche Darstellung
NO SCALE
Fertigungsbedingter Materialaufwurf zulässig, jedoch muß innerhalb des Profils voll ausgeprägt sein.
MATERIAL PROTRUSION PERMITTED.
TOOTH FLANK MUST SHOW FULL PROFILE WITHIN MATERIAL PROTRUSION.
Tangential LINEARISING
Zahnprofil
Tooth Profile
Kanten an Laufverzahnungen / Tooth chamfers
IIIb
IIIa
IV
Aussenverzahnung / EXTERNAL GEAR
Zahnwelle/ SPLINE DATA EXTERNAL
OUTPUT SHAFT 2
Abtriebswelle 2
2506423835
F
A0
GETRAG
Technische Sauberkeit / TECHNICAL CLEANLINESS
Document Revision: 20161110113341, printed on 2017-09-05 at 09:15 by Mirko Vicens

Design Release	2016-11-10	Agar Karl
Function Release	2016-11-14	Michael Gantzke
Quality Release	2016-11-14	Holger Fischer
Material Release	2016-11-15	Agar Karl
SAP Release	2016-11-23	Hermann Lauer
Document Status	approved	

For Engineering Use Only - NOT FREE FOR RELEASE INFORMATION

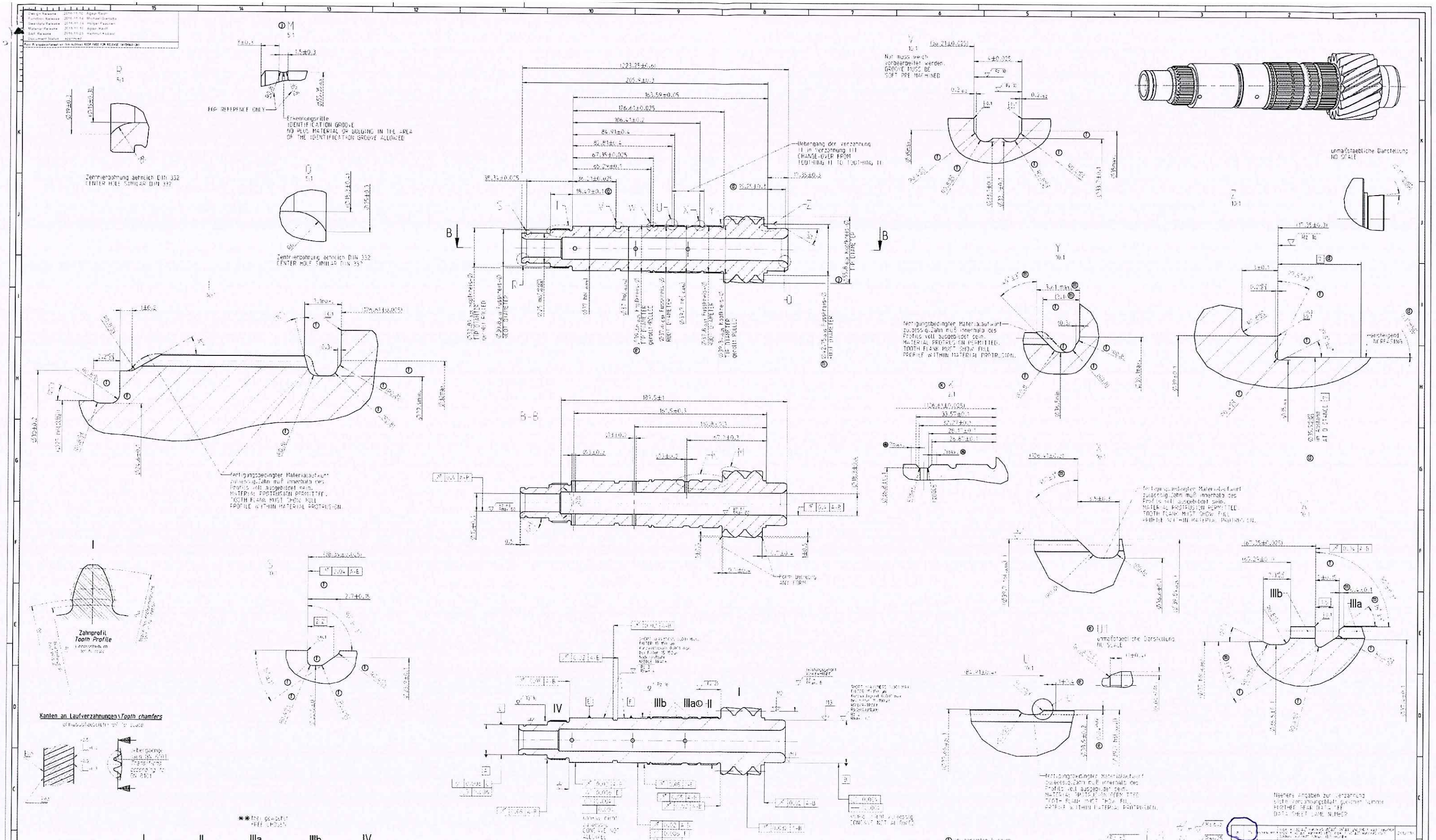

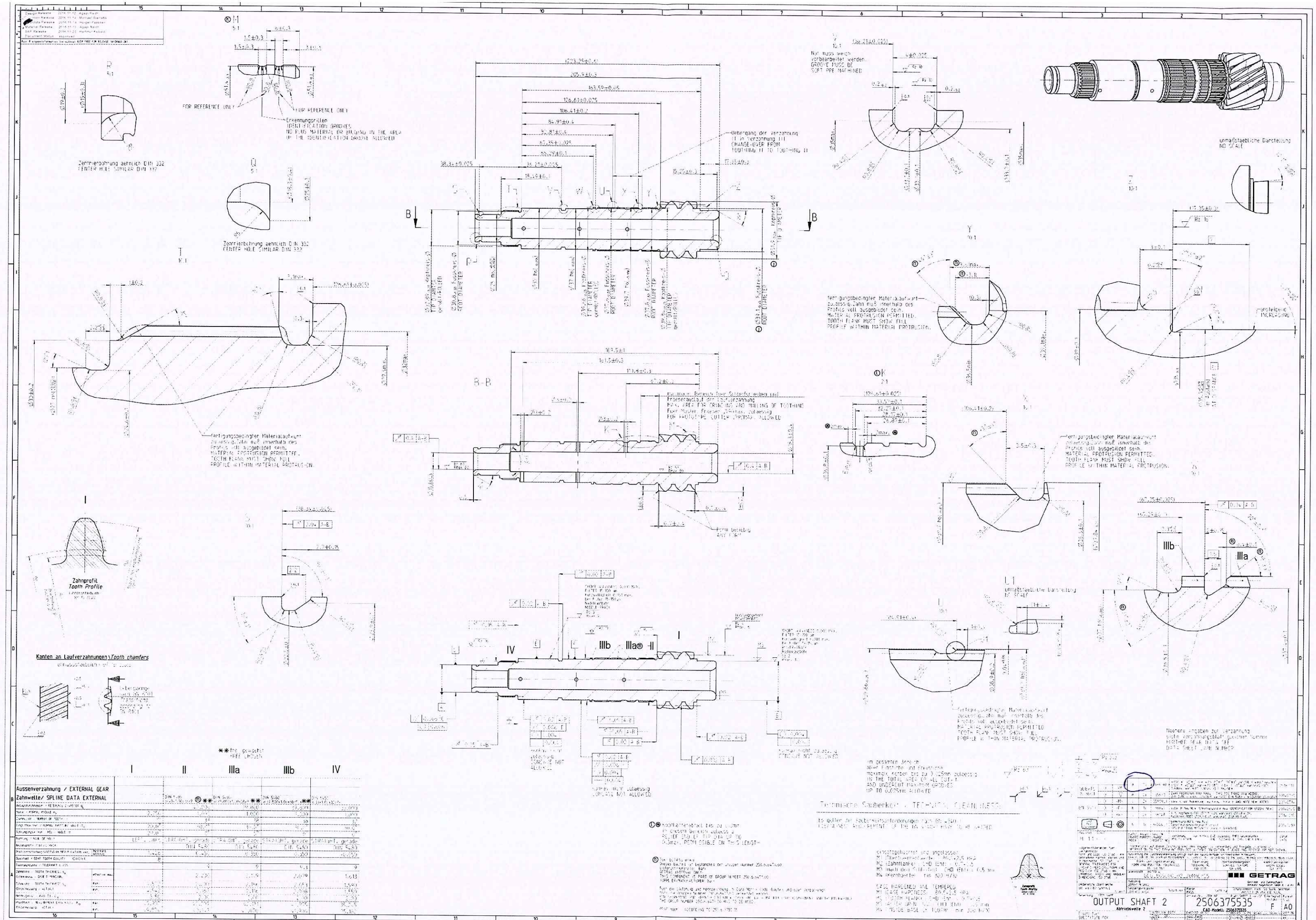

Document Revision: 20141119152420, printed on 2017-06-02 at 09:19 by Mirko Vicenti