Part Submission Warrant

MAGNA GETRAG

312932

Part Name:	**All variants of Ring Gear** See T-Report 72648 of 09/feb/2018 and 72661 of 12/mar/2018 attached	Cust. Part No.:	See T-Report 72648 of 09/feb/2018 and 72661 of 12/mar/2018 attached
Shown on Drawing No.:	See T-Report 72648 of 09/feb/2018 and 72661 of 12/mar/2018 attached	Org. Part No.:	
Engineering Change Level:	C009887_MIP_1 and C012145_MIP_3	Dated:	See T-Report 72648 and 72661
Additional Engineering Changes:	na	Dated:	na
Safety and/or Government Regulation:	☐ Yes ☑ No Purchase Order No.:	Weight (kg):	na
Checking Aid No.:	na Checking Aid Engineering Change Level: na	Dated:	na

ORGANIZATION MANUFACTURING INFORMATION

Getrag S.p.A.
Organization Name & Supplier / Supplier Code

Via dei Ciclamini, 4
Street Address

Modugno (Ba) Puglia 70026 Italy
City Region Postal Code Country

CUSTOMER SUBMITTAL INFORMATION

Bari assembly line (GPS4)
Customer Name / Division

na
Buyer / Buyer Code

DCT250
Application

MATERIALS REPORTING

Has customer-required Substances of Concern information been reported? ☐ Yes ☐ No ☑ n/a

Submitted by IMDS or other customer format:
(IMDS=International Material Data System)

Are polymeric parts identified with appropriate ISO marking codes? ☐ Yes ☐ No ☑ n/a

REASON FOR SUBMISSION (Check at least one)

- ☐ Initial Submission
- ☑ Engineering Change(s)
- ☐ Tooling: Transfer, Replacement, Refurbishment, or additional
- ☐ Correction of Discrepancy
- ☐ Tooling Inactive > than 1 year
- ☐ Change to Optional Construction or Material
- ☐ Supplier or Material Source Change
- ☐ Change in Part Processing
- ☐ Parts Produced at Other or Additional Location
- ☐ Other - please specify below (e.g. additional specific customer requirement or e.g. change of EP parts

REQUESTED SUBMISSION LEVEL (Check one)

- ☐ Level 1 - Warrant only (and for designated appearance items, an Appearrance Approval Report) submitted to customer.
- ☐ Level 2 - Warrant with product samples and limited supporting data submitted to customer.
- ☑ Level 3 - Warrant with product samples and complete supporting data submitted to customer.
- ☐ Level 4 - Warrant and other requirements as defined by customer.
- ☐ Level 5 - Warrant with product samples and complete supporting data reviewed at organization's manufacturing location.

SUBMISSION RESULTS

The results for: ☑ dimensional measurements ☐ material and functional tests ☐ appearance criteria ☐ statistical process package

These results meet all drawing and specification requirements: ☑ Yes ☐ No (If "NO" - Explanation Required)

Mold / Cavity / Production Process na

DECLARATION

I hereby affirm that the samples represented by this warrant are representative of our parts which were made by a process that meets all Production Part Approval Process Manual 4th Edition Requirements. I further affirm that these samples were produced at the production rate of **1860 / 24** hours. I also certify that documented evidence of such compliance is on file and available for review. I have noted any deviations from the declaration below.

EXPLANATION / COMMENTS:
- Change on Rz tolerance on surface for shaft retainer plate
- Chamfer tolerance change for raw part surface intersection

Is each Customer Tool properly tagged and numbered? ☐ Yes ☐ No ☑ n/a

Organization Authorized Signature: Date: **20/07/2018**

Print Name: **Tursi Dario Maria** Phone No.: **+39 0805858360** Fax No.

Title: **7DCT300 Launch Manager** E-Mail: dario.tursi@magna.com

FOR CUSTOMER USE ONLY (If applicable))

Part Warrant Disposition: ☑ Approved ☐ Rejected ☐ Other

Customer Signature: Date: 20/07/2018

Print Name: F. SPEZZACATENA Customer Tracking No.:

Drawing 4240.77 update from index "a" to "c"				
Short description:	c	2x	L012145_MIP_3	VIEW 2: B/7-B/9 : Kantenbruch/CHAMFER -2.0/-0.1 neu hinzu/ADDED (2x)	20180307
	b	1x	L009887_MIP_1	H/8: Rz 10-16 war/WAS Rz16	20180205

	PPAP Requirements	Required	Note	PPAP Docs updated
1	Design Records	Yes		Yes
2	Authorized Engineering change documents	Yes	see dwg	Yes
3	Customer Engineering approval	n.a.		
4	DFMEA	NO		
5	Process flow diagram(s)	NO		
6	PFMEA	Yes		Yes
7	Control plan	Yes		Yes
8	Measurement system analysis studies	NO		
9	Dimensional results	Yes		Yes
10	Records of Material / Performance test results	NO		
11	Initial process studies	NO		
12	Qualified laboratory documentation	NO		
13	Appearance Approval Report (A.A.R.)	n.a.		
14	Sample Production Parts	Yes		Yes
15	Master sample	Yes		Yes
16	Checking aids	n.a.		
17	Customer-Specific Requirements	NO		
18	Part Submission Warrant (PSW)	Yes		Yes

	Other requirements			
1	PSW Raw part	NO		
2	PSW E.P. part	NO		
3	PSW Engagement Rings	NO		

20/07/2018

Report 72648 - T

GETRAG

Change Request	☐	Change Order	☒

Initiator of Change

External: Customer ☐
Supplier ☐
Internal: ☒

Reason for Change

Drawings distribution

Reference

German change order: C009887_MIP_1.

Issued by:

Team: B/WLQ1
Name: M. Di Pasquale
Date: Feb, 09th 2018

Description of Change

During the assembly process, the new shaft retainer can be deformed. To avoid the failure the surface roughness of the ring gear has to be modified from Rz 16 to 12-25.

Distribution List	Drawings (DDA)[1]	Change Information		Drawings (DDA)[1]	Change Information
Issuer	☐	☒	B/WLQ1: *Central Quality*	☐	☒
B/ELE1: *Product Engineering*	☐	☒	B/WLQ3: *Customer Service*	☐	☒
B/ELE2/3: *Testing*	☐	☒	B/WLQ2: *Metallurgical Laboratory*	☐	☒
B/WLP: *ME*	☐	☒	B/GPS1: *Production line - Gears*	☐	☒
B/EX: *Program management*	☐	☒	B/GPS2: *Production line - Shafts*	☐	☐
B/BLF: *Finance & Controlling*	☐	☐	B/GPS3: *Housings*	☐	☐
B/EEL: *Logistics*	☐	☐	B/GPS4: *Assembly line*	☐	☒
B/WLQ4: *SQA*	☐	☒		☐	☐
B/WLQ4: *Incoming Inspection*	☐	☐		☐	☐

Getrag Plants

DEU: *Untergruppenbach*	☐	☐	GEC: *Sterling Heights*	☐	☐
DEL: *Ludwigsburg*	☐	☐	GPG: *Charlestone*	☐	☐
DEN: *Neuenstein*	☐	☐	GFT: *Köln*	☐	☐
DER: *Rosenberg*	☐	☐	GFT: *Kechnec*	☐	☐
DEW: *Bad Windsheim*	☐	☐	GTC: *Detroit*	☐	☐
	☐	☐		☐	☐

Customers

C´HANGAN: *Chongqing (CN)*	☐	☐	FORD: *Detroit (US)*	☐	☐
CUMMINS: *Darlington (US)*	☐	☐	LAND ROVER: *Longbridge (UK)*	☐	☐
GME: *Rüsselsheim (DE)*	☐	☐	NAMG: *Longbridge (UK)*	☐	☐
GMB: *Saõ Paolo Brazil (BR)*	☐	☐	RENAULT: *Paris (FR)*	☐	☐
GM-NAO & SATURN: *Detroit (US)*	☐	☐	ROVER: *Longbridge (UK)*	☐	☐
FIAT: *Torino (IT)*	☐	☐		☐	☐
	☐	☐		☐	☐

Remarks

BP ☐

1 Index

1 Index 2
2 Info 2
3 Spare parts 2
4 Drawing Distribution 2
5 Instructions 3
6 Breakpoint request 4

2 Info

Drawing release with new surface roughness range (10µm-16µm). The original requested range (12µm-25µm) shows negative test results of loosening torque on the upper Rz limit. Therefore a new surface roughness range were defined.

3 Spare parts

- No impact on Spare parts -

4 Drawing Distribution

- **2501424077** **RING GEAR** **AE " b " from 05.02.2018**
  (Maturity level of specification F approved)
  H/8: RZ 10-16 WAS Rz16.

- **2501424052** **RING GEAR** **AE " b " from 05.02.2018**
  (Maturity level of specification F approved)
  H/8: RZ 10-16 WAS Rz16.

- **2501424755** **RING GEAR** **AE " c " from 05.02.2018**
  (Maturity level of specification F approved)
  H/8: RZ 10-16 WAS Rz16.

- **2501424779** **RING GEAR** **AE " c " from 05.02.2018**
  (Maturity level of specification F approved)
  H/8: RZ 10-16 WAS Rz16.

- **2501424778** **RING GEAR** **AE " b " from 05.02.2018**
  (Maturity level of specification F approved)
  H/8: RZ 10-16 WAS Rz16.

- **2501424754** **RING GEAR** **AE " b " from 05.02.2018**
  (Maturity level of specification F approved)
  H/8: RZ 10-16 WAS Rz16.

5 Instructions

- **The modification must be followed from all affected departments.**
- **The old drawing must be replaced.**
- **GPS1 department has to take a break point, for modification referred to:**
  - **2501424077;**
  - **2501424052;**
  - **2501424755;**
  - **2501424779;**
  - **2501424778;**
  - **2501424754.**

6 Breakpoint request

Data di comunicazione modifica: DATE OF THE CHANGE ORDER:	**Numero di comunicazione modifica:** CHANGE ORDER NUMBER:	
Codice pezzo: PART NUMBER:	**Denominazione:** PART NAME:	

PRODUZIONE / PRODUCTION	**Codice pezzo:** PART NUMBER COMPONENT:	
	Data di produzione: PRODUCTION DATE:	
	Data di uscita: DELIVERY DATE:	**Firma:** SIGNATURE:
MONTAGGIO / ASSEMBLY	**Tipo di cambio:** TRANSMISSION VARIANT:	
	Data di montaggio: ASSEMBLY DATE:	
	1° numero cambio: 1ST TRANSMISSION AFECTED BY THE CHANGE:	**Firma:** SIGNATURE:
SPEDIZIONE / LOGISTICS	**Termine di consegna:** DELIVERY DATE:	
	Data di uscita: DELIVERY DATE:	**Firma:** SIGNATURE:

Osservazioni:
REMARKS:

Destinatari: DISTRIBUTION LIST:	✓				✓	
Reparto: DEPARTMENT:	GPS1	GPS2	GPS3	GPS4	ELE 1	
Data: DATE:						

Report 72661 - T

GETRAG

Change Request	☐	Change Order	☒

Initiator of Change

External: Customer ☐
Supplier ☐
Internal: ☒

Reason for Change

Drawings distribution

Reference

German change order: C012145_MIP_3 and C012590_MIP_1.

Issued by:

Team: B/WLQ1
Name: M. Di Pasquale
Date: March, 12th 2018

Description of Change

see chapter 2

Distribution List	Drawings (DDA)[1]	Change Information		Drawings (DDA)[1]	Change Information
Issuer	☐	☒	B/WLQ1: *Central Quality*	☐	☒
B/ELE1: *Product Engineering*	☐	☒	B/WLQ3: *Customer Service*	☐	☒
B/ELE2/3: *Testing*	☐	☒	B/WLQ2: *Metallurgical Laboratory*	☐	☒
B/WLP: *ME*	☐	☒	B/GPS1: *Production line - Gears*	☐	☒
B/EX: *Program management*	☐	☒	B/GPS2: *Production line - Shafts*	☐	☐
B/BLF: *Finance & Controlling*	☐	☐	B/GPS3: *Housings*	☐	☐
B/EEL: *Logistics*	☐	☒	B/GPS4: *Assembly line*	☐	☒
B/WLQ4: *SQA*	☐	☒		☐	☐
B/WLQ4: *Incoming Inspection*	☐	☒		☐	☐

Getrag Plants

DEU: *Untergruppenbach*	☐	☐	GEC: *Sterling Heights*	☐	☐
DEL: *Ludwigsburg*	☐	☐	GPG: *Charlestone*	☐	☐
DEN: *Neuenstein*	☐	☐	GFT: *Köln*	☐	☐
DER: *Rosenberg*	☐	☐	GFT: *Kechnec*	☐	☐
DEW: *Bad Windsheim*	☐	☐	GTC: *Detroit*	☐	☐
	☐	☐		☐	☐

Customers

C´HANGAN: *Chongqing (CN)*	☐	☐	FORD: *Detroit (US)*	☐	☐
CUMMINS: *Darlington (US)*	☐	☐	LAND ROVER: *Longbridge (UK)*	☐	☐
GME: *Rüsselsheim (DE)*	☐	☐	NAMG: *Longbridge (UK)*	☐	☐
GMB: *Saõ Paolo Brazil (BR)*	☐	☐	RENAULT: *Paris (FR)*	☐	☐
GM-NAO & SATURN: *Detroit (US)*	☐	☐	ROVER: *Longbridge (UK)*	☐	☐
FIAT: *Torino (IT)*	☐	☐		☐	☐
	☐	☐		☐	☐

Remarks

BP ☐

1 Index

1 Index 2
2 Info 2
3 Spare parts 2
4 Drawing Distribution 2
5 Instructions 4
6 Breakpoint request 5

2 Info

C012145_MIP_3: - Drawing change ring gear -
Based on the mismatch of tolerance between raw part and finished part drawing the target values for the chamfer can't be reached for the ring gear. The drawing has to be adjusted according to the current manufacturing process to avoid further deviations.
Drawing release for the plant Modugno.
1: chamfer -2.0/-0.1 added.

C012590_MIP_1: Set Park Lock to Maturity Level "F".

3 Spare parts

- No impact on Spare parts -

4 Drawing Distribution

- **2501375751** **RING GEAR** **AE " c " from 07.03.2018**
  (Maturity level of specification F approved)
  VIEW Z: A/6; A/9: CHAMFER -2.0/-0.1 ADDED (2x).

- **2501377351** **RING GEAR** **AE " b " from 07.03.2018**
  (Maturity level of specification F approved)
  VIEW Z: A/6; A/9: CHAMFER -2.0/-0.1 ADDED (2x).

- **2501366652** **RING GEAR** **AE " b " from 07.03.2018**
  (Maturity level of specification F approved)
  VIEW Z: B/7; B/9: CHAMFER -2.0/-0.1 ADDED (2x).

- **2501424755** **RING GEAR** **AE " d " from 07.03.2018**
  (Maturity level of specification F approved)
  VIEW Z: B/7; B/9: CHAMFER -2.0/-0.1 ADDED (2x).

- **2501424778** **RING GEAR** **AE " c " from 07.03.2018**
  (Maturity level of specification F approved)
  VIEW Z: B/7; B/9: CHAMFER -2.0/-0.1 ADDED (2x).

- **2501518651** **RING GEAR** **AE " c " from 07.03.2018**
  (Maturity level of specification F approved)
  VIEW Z: B/7; B/9: CHAMFER -2.0/-0.1 ADDED (2x).

- **2501518675** **RING GEAR** **AE " d " from 07.03.2018**
  (Maturity level of specification F approved)
  VIEW Z: B/7; B/9: CHAMFER -2.0/-0.1 ADDED (2x).

- **2501424052** **RING GEAR** **AE " c " from 07.03.2018**
  (Maturity level of specification F approved)
  VIEW Z: B/7; B/9: CHAMFER -2.0/-0.1 ADDED (2x).

- **2501424077** **RING GEAR** **AE " c " from 07.03.2018**
  (Maturity level of specification F approved)
  VIEW Z: B/7; B/9: CHAMFER -2.0/-0.1 ADDED (2x).

- **2501366676** **RING GEAR** **AE " b " from 07.03.2018**
  (Maturity level of specification F approved)
  VIEW Z: B/7; B/9: CHAMFER -2.0/-0.1 ADDED (2x).

- **2501366078** **RING GEAR** **AE " b " from 07.03.2018**
  (Maturity level of specification F approved)
  VIEW Z: B/7; B/9: CHAMFER -2.0/-0.1 ADDED (2x).

- **2501518751** **RING GEAR** **AE " c " from 07.03.2018**
  (Maturity level of specification F approved)
  VIEW Z: B/7; B/9: CHAMFER -2.0/-0.1 ADDED (2x).

- **2501518775** **RING GEAR** **AE " c " from 07.03.2018**
  (Maturity level of specification F approved)
  VIEW Z: B/7; B/9: CHAMFER -2.0/-0.1 ADDED (2x).

- **2501366051** **RING GEAR** **AE " b " from 07.03.2018**
  (Maturity level of specification F approved)
  VIEW Z: B/7; B/9: CHAMFER -2.0/-0.1 ADDED (2x).

- **2501424779** **RING GEAR** **AE " d " from 07.03.2018**
  (Maturity level of specification F approved)
  VIEW Z: B/7; B/9: CHAMFER -2.0/-0.1 ADDED (2x).

- **2501424754** **RING GEAR** **AE " c " from 07.03.2018**
  (Maturity level of specification F approved)
  VIEW Z: B/7; B/9: CHAMFER -2.0/-0.1 ADDED (2x).

- **2507148902** **PARK LOCK LEVER** **AE " a " from 21.02.2018**
  (Maturity level of specification F approved)
  Material: GB/T699_45 was 45 GB/T699-1999.

- **2507148802 PARK LOCK LEVER CPL. AE " a " from 21.02.2018**
  (Maturity level of specification F approved)

- **2500147002 PARKING LOCK ASM. AE " a " from 21.02.2018**
  (Maturity level of specification F approved)

5 Instructions

- **The modification must be followed from all affected departments.**
- **The old drawing must be replaced.**
- **GPS1department has to take a break point, for modification referred to:**
  - **2501375751;**
  - **2501377351;**
  - **2501366652;**
  - **2501424755;**
  - **2501424778;**
  - **2501518651;**
  - **2501518675;**
  - **2501424052;**
  - **2501424077;**
  - **2501366676;**
  - **2501366078;**
  - **2501518751;**
  - **2501518775;**
  - **2501366051;**
  - **2501424779;**
  - **2501424754.**
- **GPS4 department has to take a break point, for modification referred to:**
  - **2507148902;**
  - **2507148802;**
  - **2500147002.**
- **#MTC C012145#: THE CHANGE IS READY TO BE IMPLEMENTED. THE CHANGE LEADER HAS TO MAKE SURE THAT ALL CHECK LIST ACTIVITIES ARE COMPLETE BEFORE KICKING OFF THE MODIFICATION. BREAK POINT MUST BE COMMUNICATED TO ELE1.**

6 Breakpoint request

Data di comunicazione modifica: DATE OF THE CHANGE ORDER:	**Numero di comunicazione modifica:** CHANGE ORDER NUMBER:	
Codice pezzo: PART NUMBER:	**Denominazione:** PART NAME:	

PRODUZIONE / PRODUCTION	**Codice pezzo:** PART NUMBER COMPONENT:	
	Data di produzione: PRODUCTION DATE:	
	Data di uscita: DELIVERY DATE:	**Firma:** SIGNATURE:
MONTAGGIO / ASSEMBLY	**Tipo di cambio:** TRANSMISSION VARIANT:	
	Data di montaggio: ASSEMBLY DATE:	
	1° numero cambio: 1ST TRANSMISSION AFECTED BY THE CHANGE:	**Firma:** SIGNATURE:
SPEDIZIONE / LOGISTICS	**Termine di consegna:** DELIVERY DATE:	
	Data di uscita: DELIVERY DATE:	**Firma:** SIGNATURE:

Osservazioni:
REMARKS:

Destinatari: DISTRIBUTION LIST:	✓			✓	✓	
Reparto: DEPARTMENT:	GPS1	GPS2	GPS3	GPS4	ELE 1	
Data: DATE:						

GETRAG Production Part Approval

DIMENSIONAL TEST RESULTS

Organization:	GETRAG	Part Number:	250.6.4240.77
Supplier/Vendor Code:	GETRAG Modugno	Part Name:	Ring Gear
INSPECTION FACILITY:		Design Record Change Level:	07/03/2018
NA		Engineering Change Documents:	b C009887_MIP_1 c C012145_MIP_3

Organization Measurement Results (Data)

Item	Dimension/Specification	Specification / Limits		Test Date	Qty. Tested	1	2	3	4	5	controllo distruttivo	Ok	Not Ok
1	Rz on surface for shaft retainer plate	16.00	10.00		5	11.99	11.74	11.85	11.42	12.12		OK	
2a	Chamfer on R side - X	2.000	0.100		5	1.820	1.969	1.706	1.655	1.910		OK	
2b	Chamfer on R side - Z	2.000	0.100		5	0.752	0.805	0.689	0.677	0.824		OK	
3a	Chamfer on L side - X	2.000	0.100		5	1.736	1.679	1.678	1.788	1.782		OK	
3b	Chamfer on L side - Z	2.000	0.100		5	1.668	1.606	1.572	1.715	1.740		OK	

SIGNATURE	TITLE	DATE
Vicenti D.	ME	06/07/2018

GETRAG

Via dei Ciclamini 4 Modugno Bari

Sala Metrologica GPS5

Oggetto:	ZKR
Numero:	4240.77 PZ. N.1
Operatore:	TURNO D
Data, ora:	04/07/2018, 10:26
Nota:	Rz SOTTO TESTA VITE CAM 1
Tastatore:	MFW-250 -30

MACCHINA: MOA 416121 001

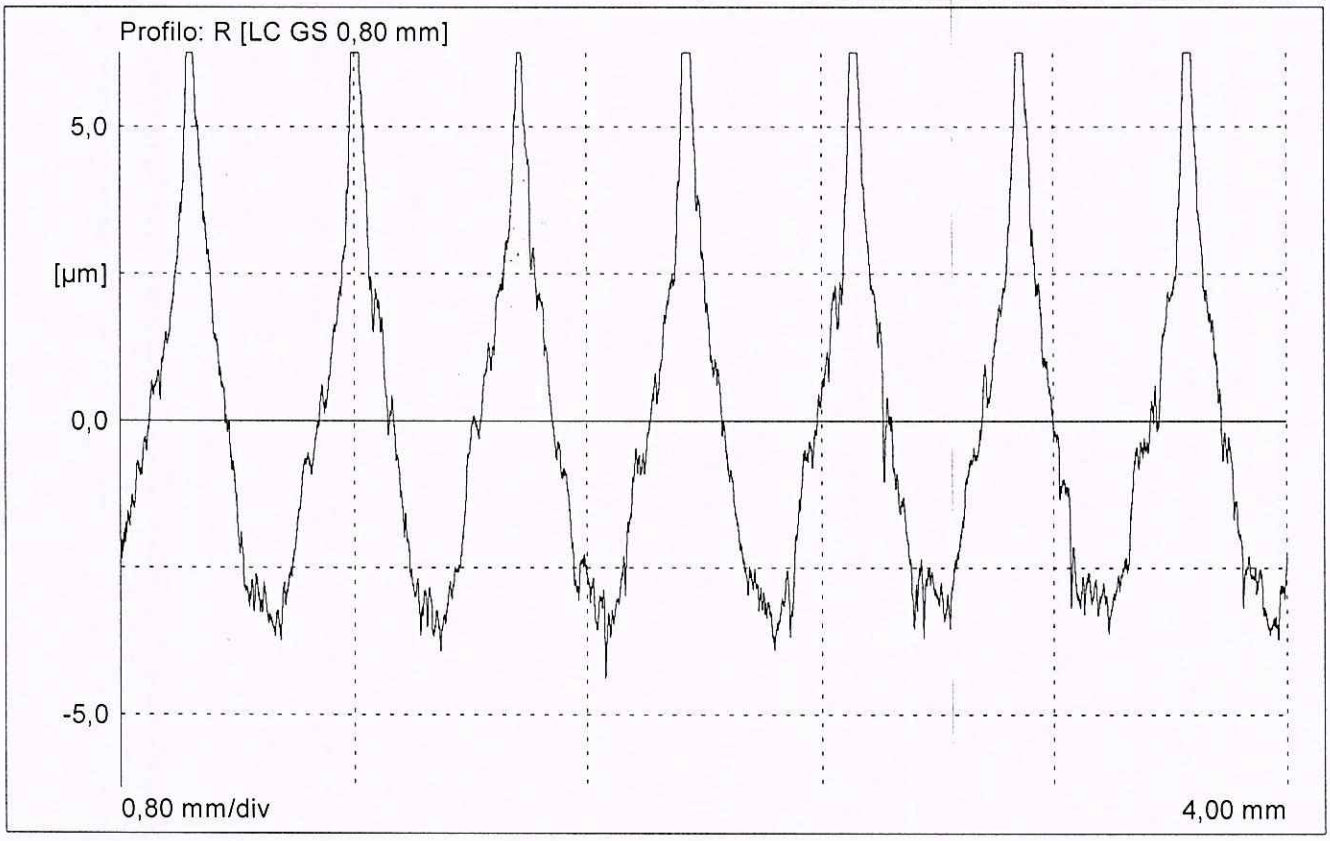

LS	2,5	µm
LT	5,60	mm
LM	4,00	mm
Z	5	
VB	±250,0	µm
Ra	2,35	µm
Rmax	12,77	µm
Rz	11,99	µm
R Sm	570,38	µm

PERTHOMETER CONCEPT

GETRAG

Via dei Ciclamini 4 Modugno Bari

Sala Metrologica GPS5

Oggetto:	ZKR
Numero:	4240.77 PZ. N.2
Operatore:	TURNO D
Data, ora:	04/07/2018, 10:29
Nota:	Rz SOTTO TESTA VITE CAM 1
Tastatore:	MFW-250 -30

MACCHINA:	MOA 416121 001

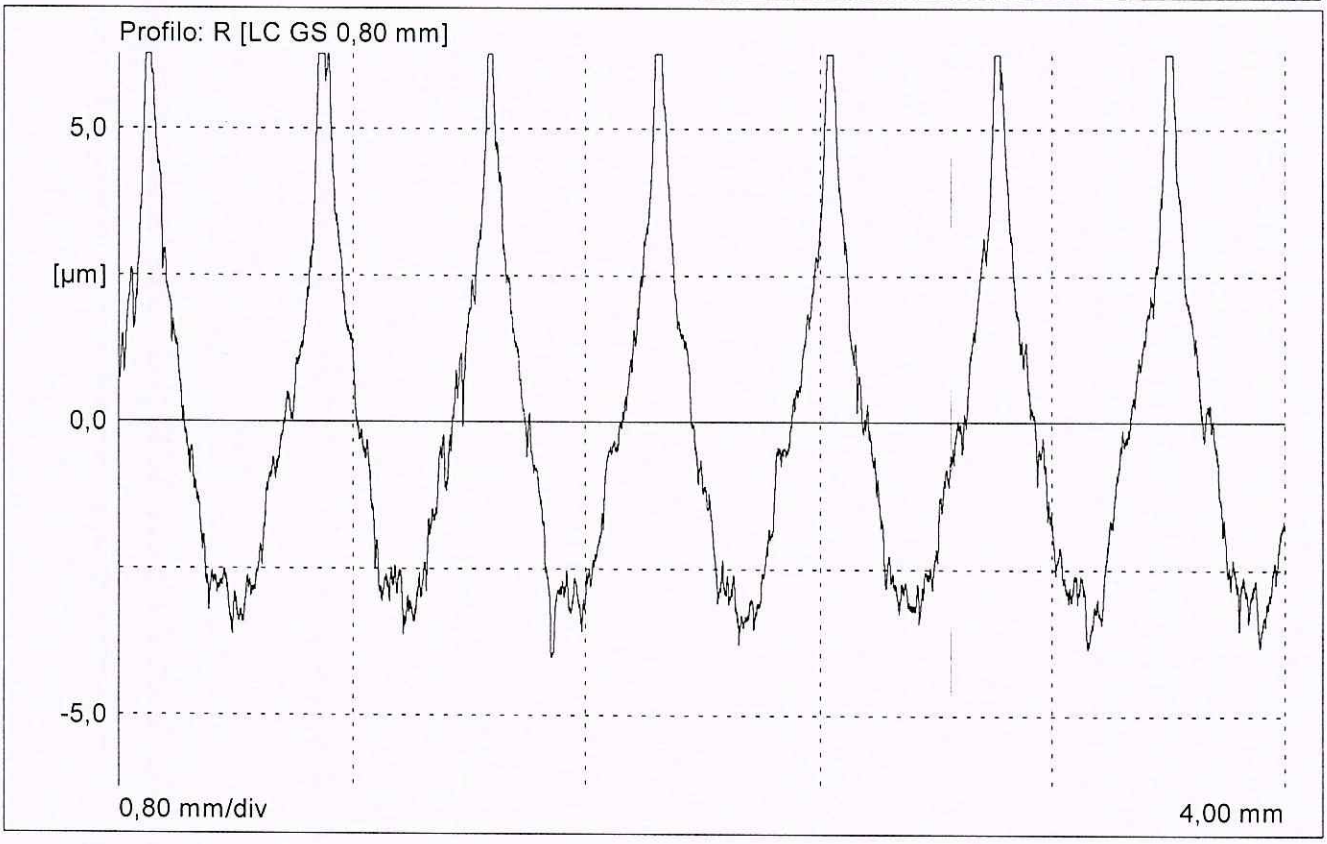

LS	2,5	µm
LT	5,60	mm
LM	4,00	mm
Z	5	
VB	±250,0	µm
Ra	2,32	µm
Rmax	12,00	µm
Rz	11,74	µm
R Sm	578,06	µm

PERTHOMETER CONCEPT

GETRAG

Via dei Ciclamini 4 Modugno Bari

Sala Metrologica GPS5

Oggetto:	ZKR
Numero:	4240.77 PZ. N.3
Operatore:	TURNO D
Data, ora:	04/07/2018, 10:31
Nota:	Rz SOTTO TESTA VITE CAM 1
Tastatore:	MFW-250 -30

MACCHINA: MOA 416121 001

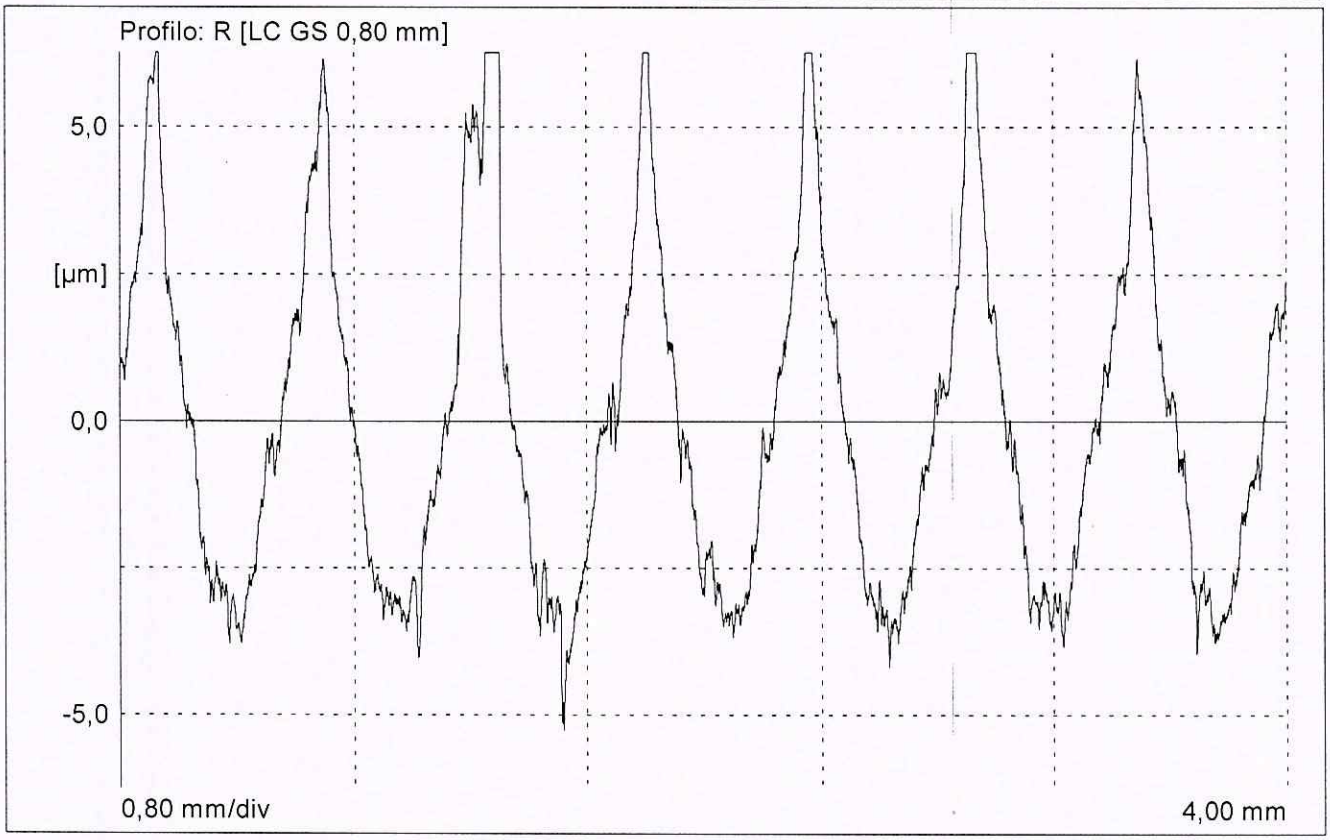

LS	2,5	µm
LT	5,60	mm
LM	4,00	mm
Z	5	
VB	±250,0	µm
Ra	2,40	µm
Rmax	14,21	µm
Rz	11,85	µm
R Sm	559,71	µm

PERTHOMETER CONCEPT

GETRAG

Via dei Ciclamini 4 Modugno Bari

Sala Metrologica GPS5

Oggetto:	ZKR
Numero:	4240.77 PZ. N.4
Operatore:	TURNO D
Data, ora:	04/07/2018, 10:32
Nota:	Rz SOTTO TESTA VITE CAM 1
Tastatore:	MFW-250 -30

MACCHINA: MOA 416121 001

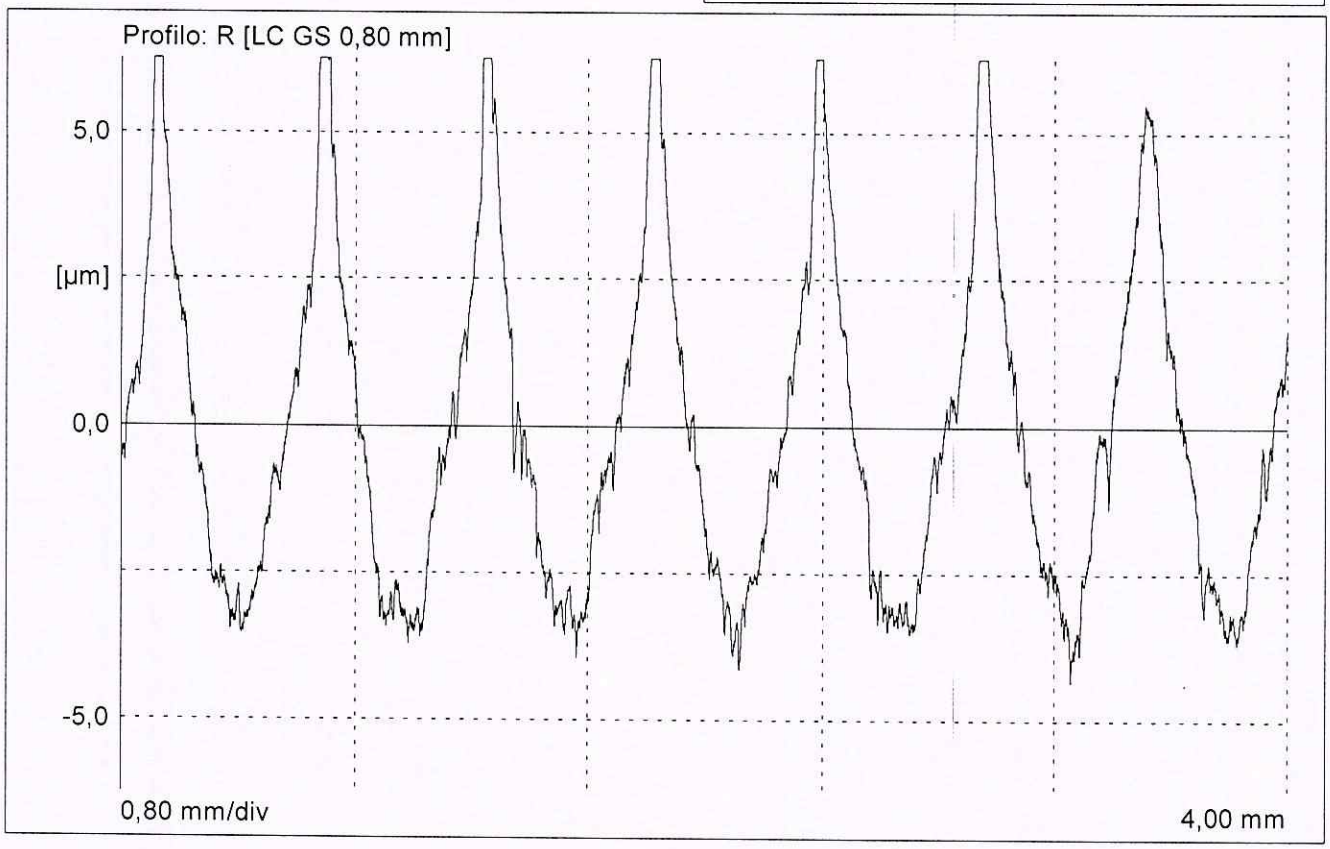

LS	2,5	µm
LT	5,60	mm
LM	4,00	mm
Z	5	
VB	±250,0	µm
Ra	2,34	µm
Rmax	12,61	µm
Rz	11,42	µm
R Sm	563,97	µm

PERTHOMETER CONCEPT

GETRAG

Via dei Ciclamini 4 Modugno Bari

Sala Metrologica GPS5

Oggetto:	ZKR
Numero:	4240.77 PZ. N.5
Operatore:	TURNO D
Data, ora:	04/07/2018, 10:34
Nota:	Rz SOTTO TESTA VITE CAM 1
Tastatore:	MFW-250 -30

MACCHINA: MOA 416121 001

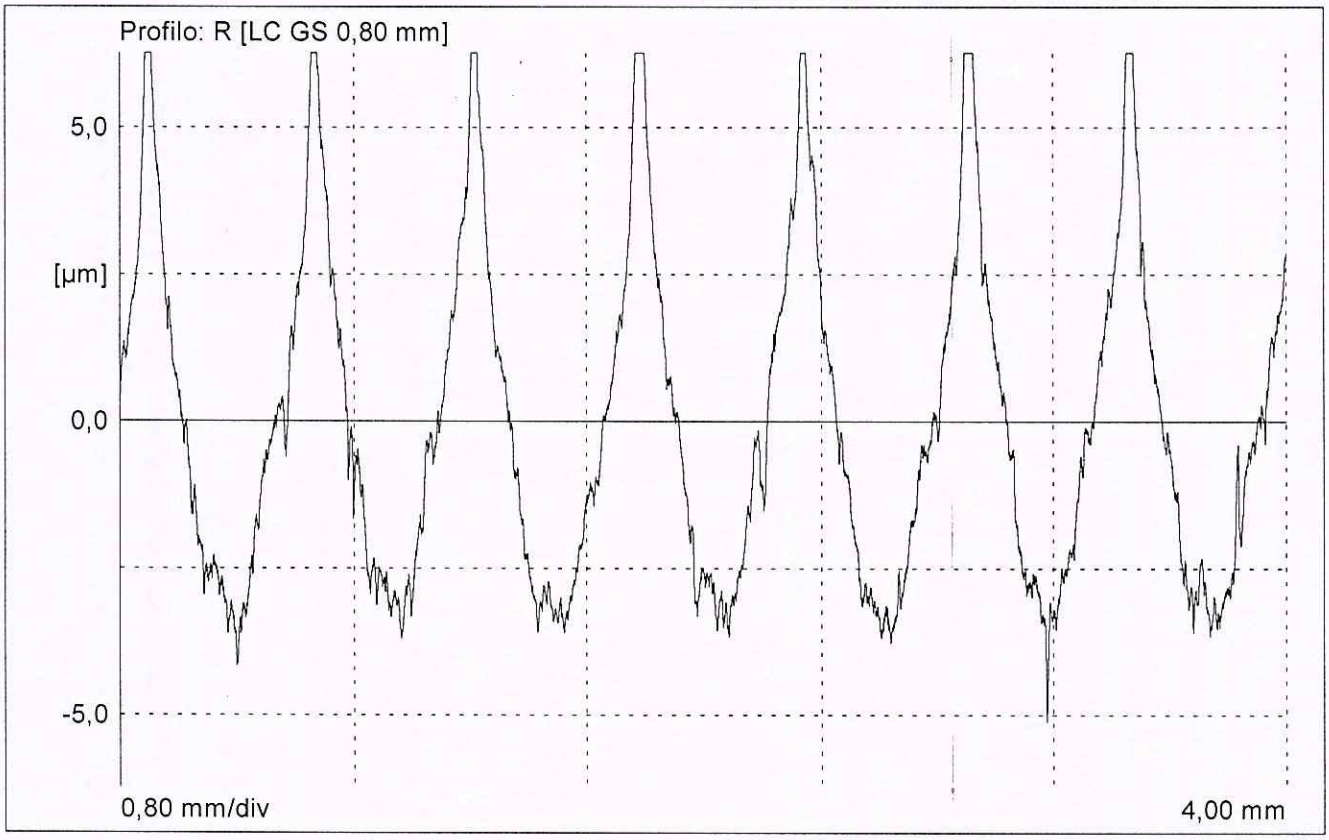

LS	2,5	µm
LT	5,60	mm
LM	4,00	mm
Z	5	
VB	±250,0	µm
Ra	2,35	µm
Rmax	12,81	µm
Rz	12,12	µm
R Sm	560,82	µm

PERTHOMETER CONCEPT

GETRAG

Via dei Ciclamini 4, Modugno (BA)

Oggetto:	ZKR
Numero:	4240.77 PZ. N.1
Operatore:	TURNO D
Data, ora:	04.07.2018, 10:24
Nota:	SMUSSO CAM 1
Tastatore:	PCV 350 / 33 mm
Macchina:	MOA 416120 002

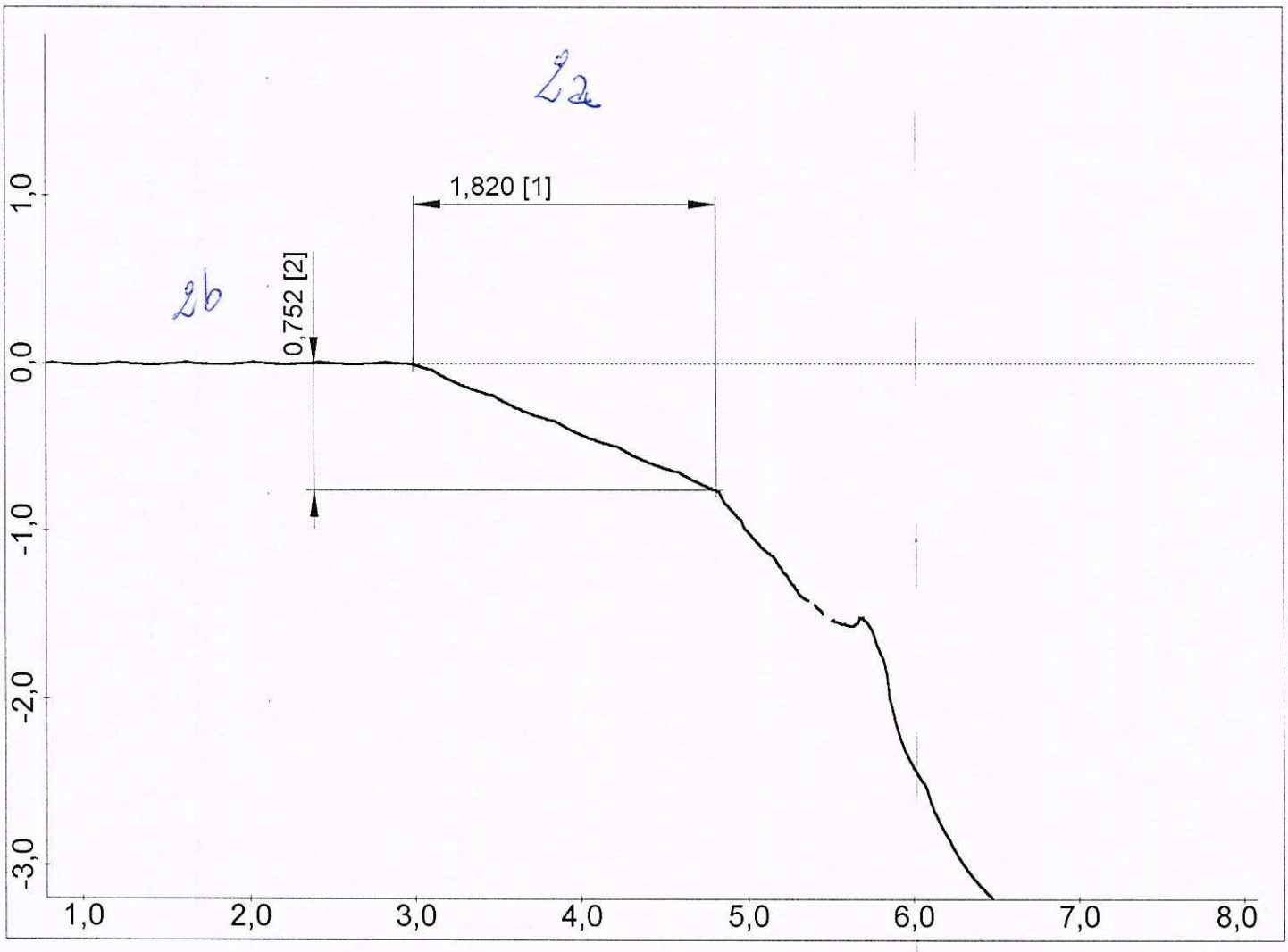

PERTHOMETER CONCEPT

Area Riservata alla Produzione

Valutazione Profilo

OK ☐

NOK ☐

N°BADGE ODP RICEVENTE

GETRAG

Via dei Ciclamini 4, Modugno (BA)

Oggetto:	ZKR
Numero:	4240.77 PZ. N.2
Operatore:	TURNO D
Data, ora:	04.07.2018, 10:23
Nota:	SMUSSO CAM 1
Tastatore:	PCV 350 / 33 mm
Macchina:	MOA 416120 002

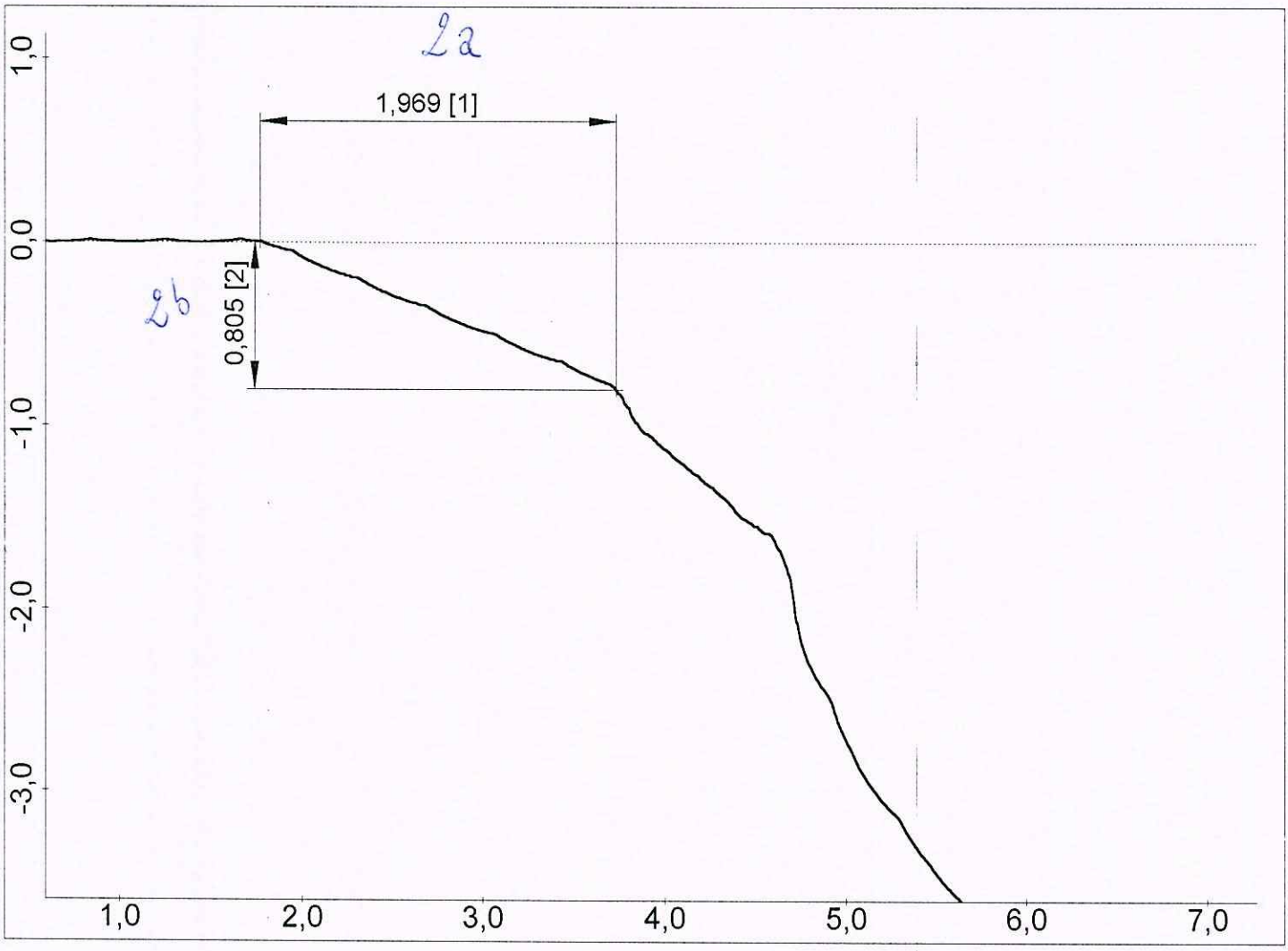

PERTHOMETER CONCEPT

Area Riservata alla Produzione

Valutazione Profilo

OK ☐

NOK ☐

N°BADGE ODP RICEVENTE

GETRAG

Via dei Ciclamini 4, Modugno (BA)

Oggetto:	ZKR
Numero:	4240.77 PZ. N.3
Operatore:	TURNO D
Data, ora:	04.07.2018, 10:22
Nota:	SMUSSO CAM 1
Tastatore:	PCV 350 / 33 mm
Macchina:	MOA 416120 002

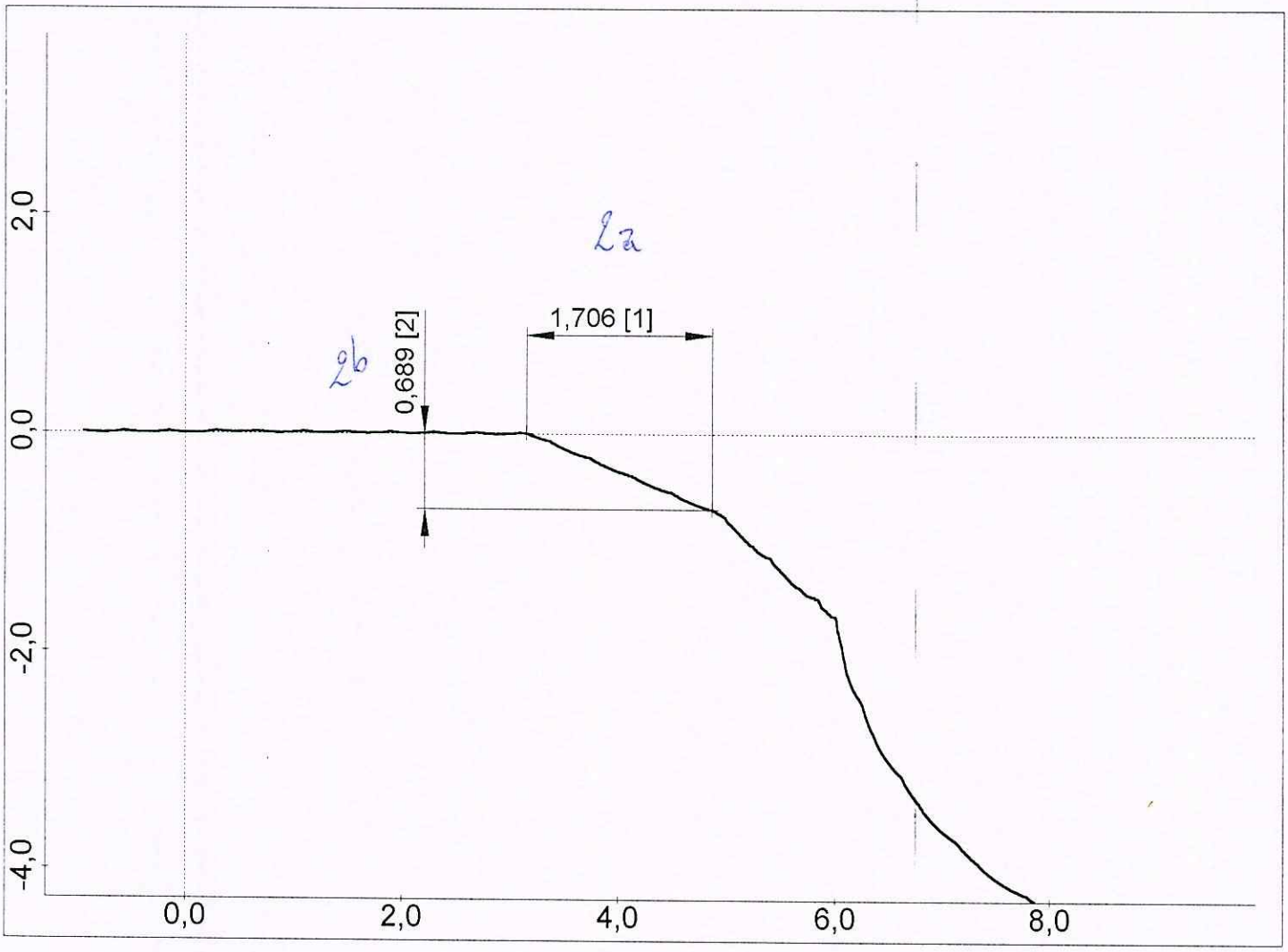

PERTHOMETER CONCEPT

Area Riservata alla Produzione

Valutazione Profilo

OK	☐
NOK	☐

N°BADGE ODP RICEVENTE

GETRAG

Via dei Ciclamini 4, Modugno (BA)

Oggetto:	ZKR
Numero:	4240.77 PZ. N.4
Operatore:	TURNO D
Data, ora:	04.07.2018, 10:20
Nota:	SMUSSO CAM 1
Tastatore:	PCV 350 / 33 mm
Macchina:	MOA 416120 002

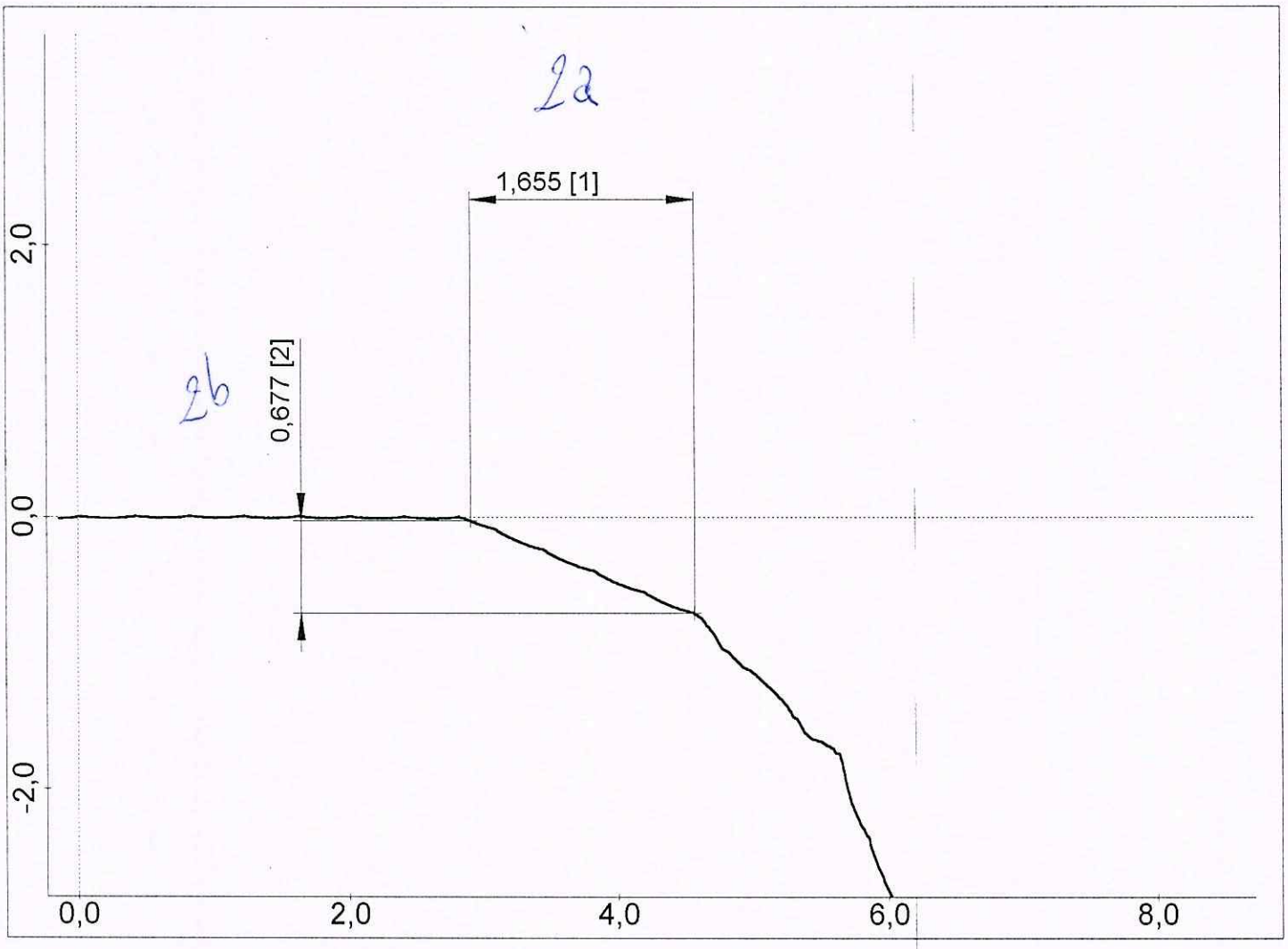

PERTHOMETER CONCEPT

Area Riservata alla Produzione

Valutazione Profilo

OK ☐

NOK ☐

N°BADGE ODP RICEVENTE

GETRAG

Via dei Ciclamini 4, Modugno (BA)

Oggetto:	ZKR
Numero:	4240.77 PZ. N.5
Operatore:	TURNO D
Data, ora:	04.07.2018, 10:18
Nota:	SMUSSO CAM 1
Tastatore:	PCV 350 / 33 mm
Macchina:	MOA 416120 002

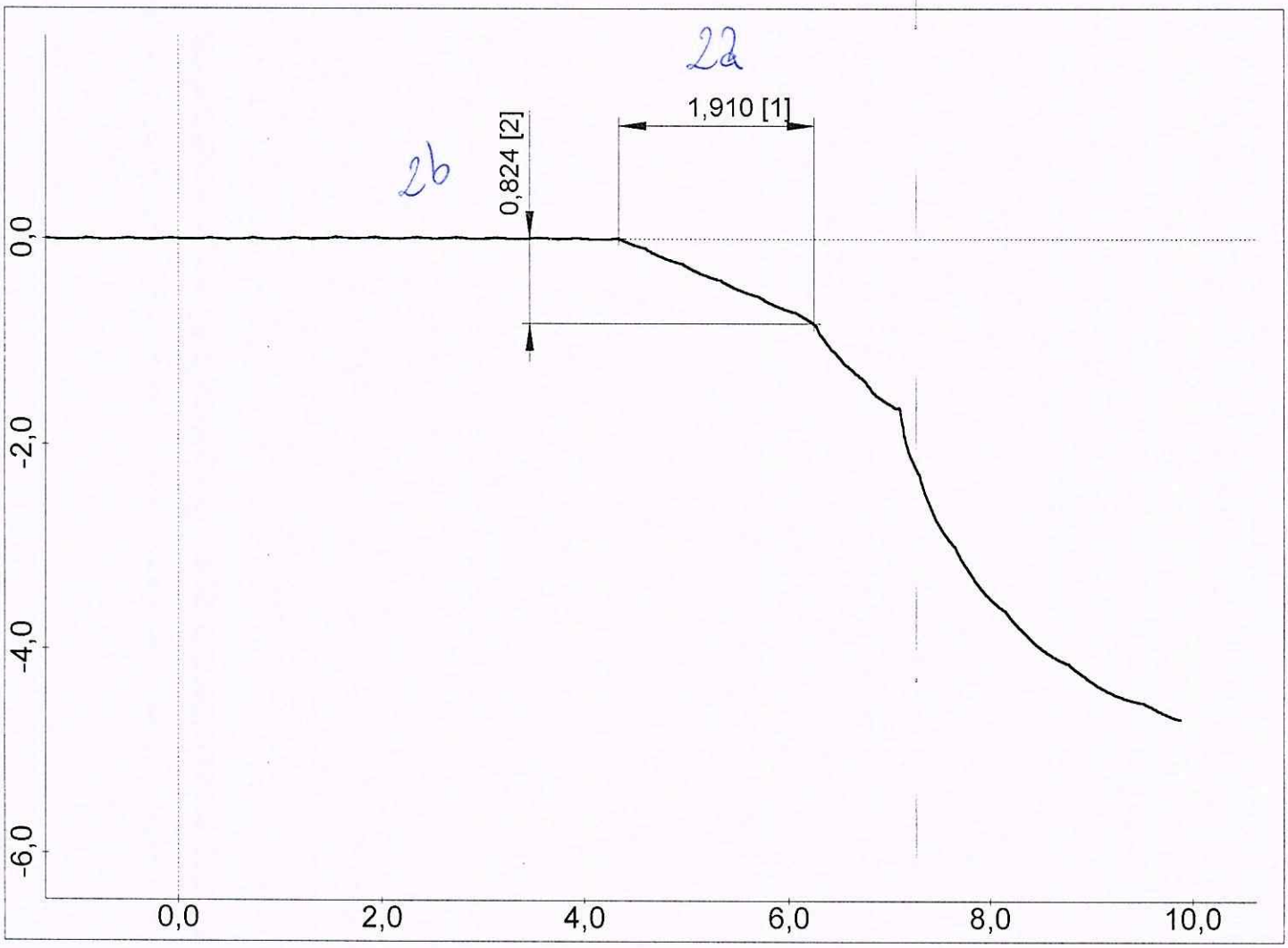

PERTHOMETER CONCEPT

Area Riservata alla Produzione

Valutazione Profilo

OK ☐

NOK ☐

N°BADGE ODP RICEVENTE

GETRAG

Via dei Ciclamini 4, Modugno (BA)

Oggetto:	ZKR
Numero:	4240.77 PZ. N.1
Operatore:	TURNO D
Data, ora:	04.07.2018, 10:11
Nota:	SMUSSO CAM 2
Tastatore:	PCV 350 / 33 mm
Macchina:	MOA 416120 002

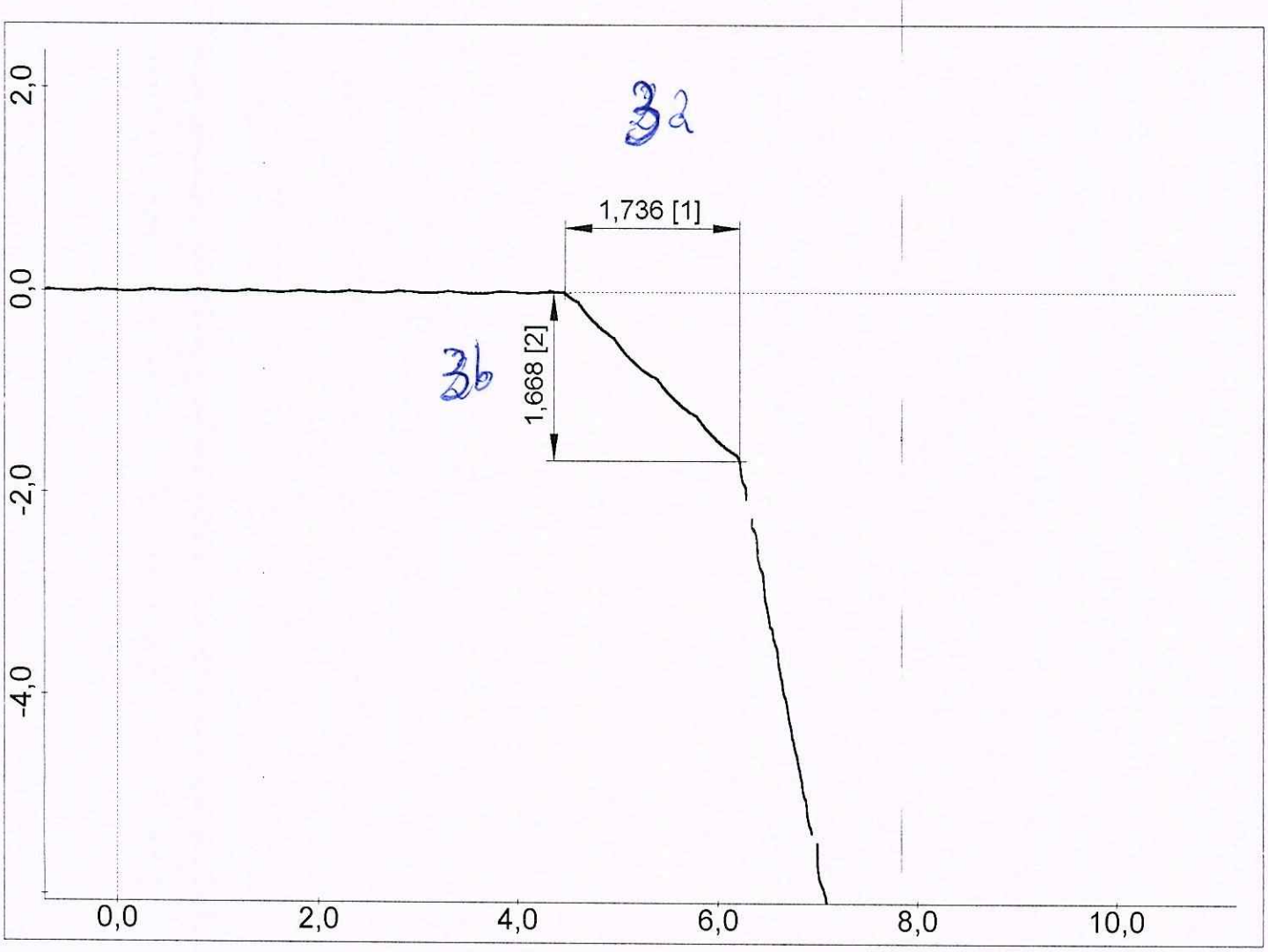

PERTHOMETER CONCEPT

Area Riservata alla Produzione

Valutazione Profilo

OK ☐

NOK ☐

N°BADGE ODP RICEVENTE

GETRAG

Via dei Ciclamini 4, Modugno (BA)

Oggetto:	ZKR
Numero:	4240.77 PZ. N.2
Operatore:	TURNO D
Data, ora:	04.07.2018, 10:12
Nota:	SMUSSO CAM 2
Tastatore:	PCV 350 / 33 mm
Macchina:	MOA 416120 002

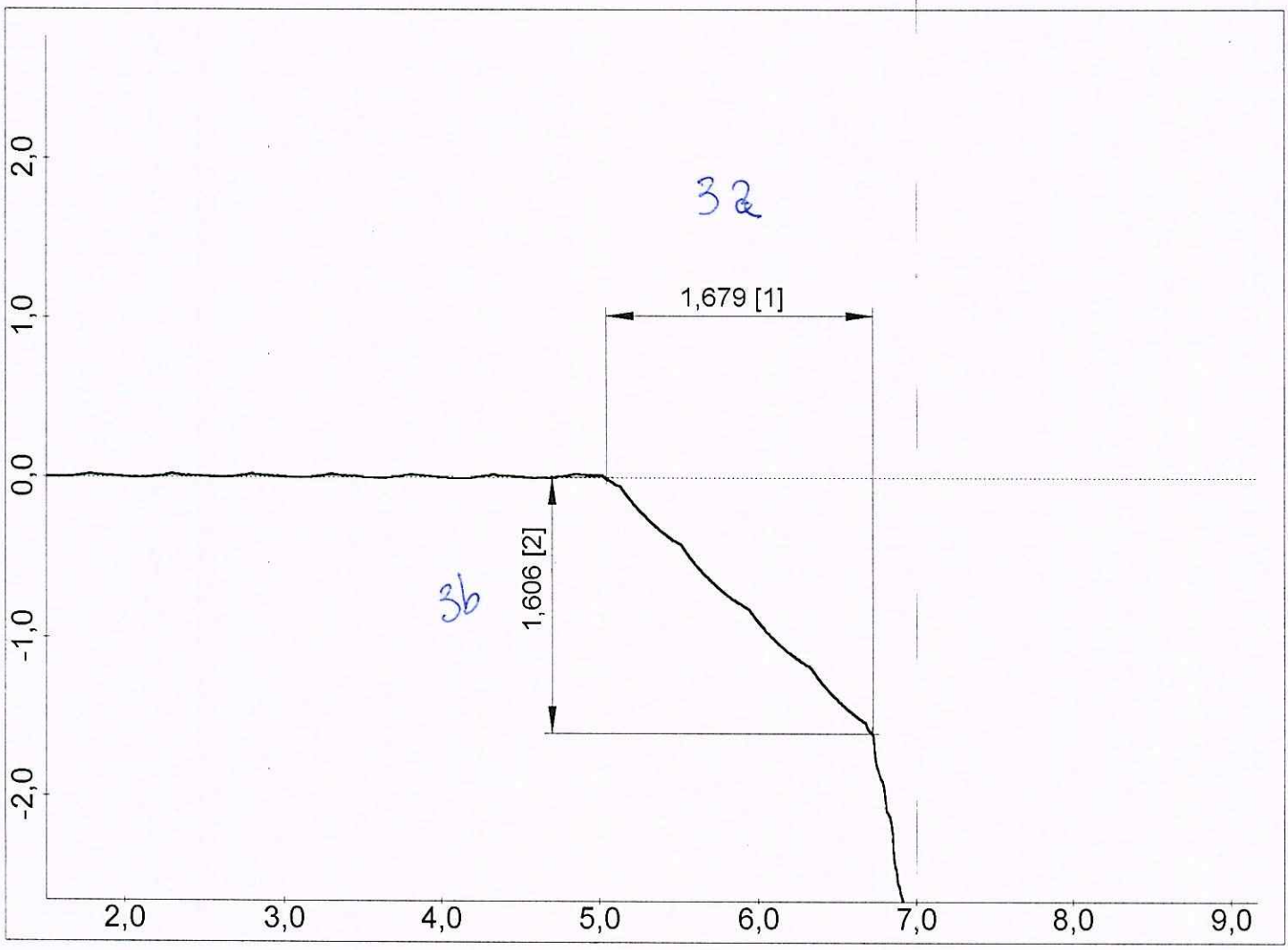

PERTHOMETER CONCEPT

Area Riservata alla Produzione

Valutazione Profilo

OK ☐

NOK ☐

N°BADGE ODP RICEVENTE

GETRAG

Via dei Ciclamini 4, Modugno (BA)

Oggetto:	ZKR
Numero:	4240.77 PZ. N.3
Operatore:	TURNO D
Data, ora:	04.07.2018, 10:14
Nota:	SMUSSO CAM 2
Tastatore:	PCV 350 / 33 mm
Macchina:	MOA 416120 002

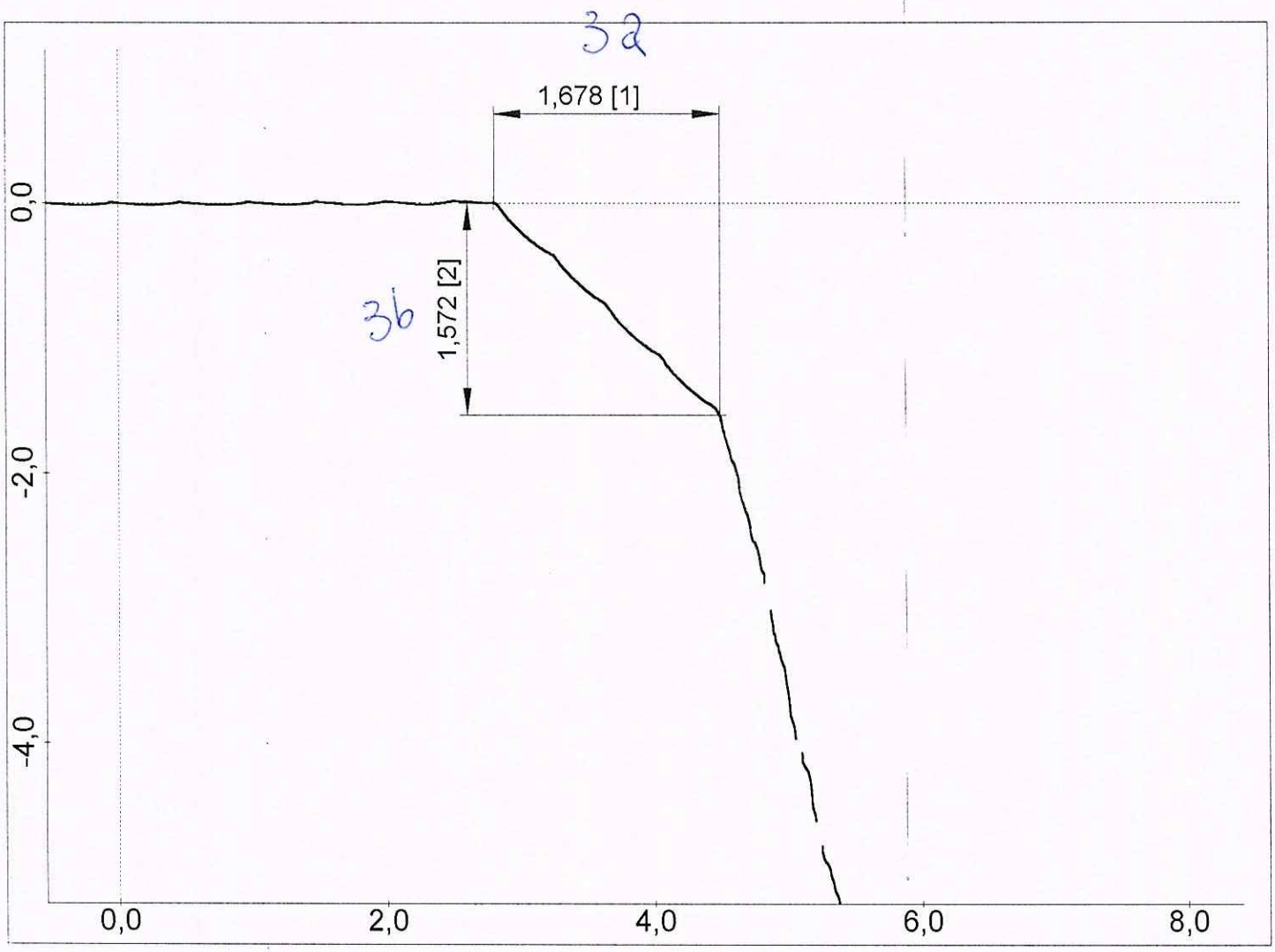

PERTHOMETER CONCEPT

Area Riservata alla Produzione

Valutazione Profilo

OK ☐

NOK ☐

N°BADGE ODP RICEVENTE

GETRAG

Via dei Ciclamini 4, Modugno (BA)

Oggetto:	ZKR
Numero:	4240.77 PZ. N.4
Operatore:	TURNO D
Data, ora:	04.07.2018, 10:15
Nota:	SMUSSO CAM 2
Tastatore:	PCV 350 / 33 mm
Macchina:	MOA 416120 002

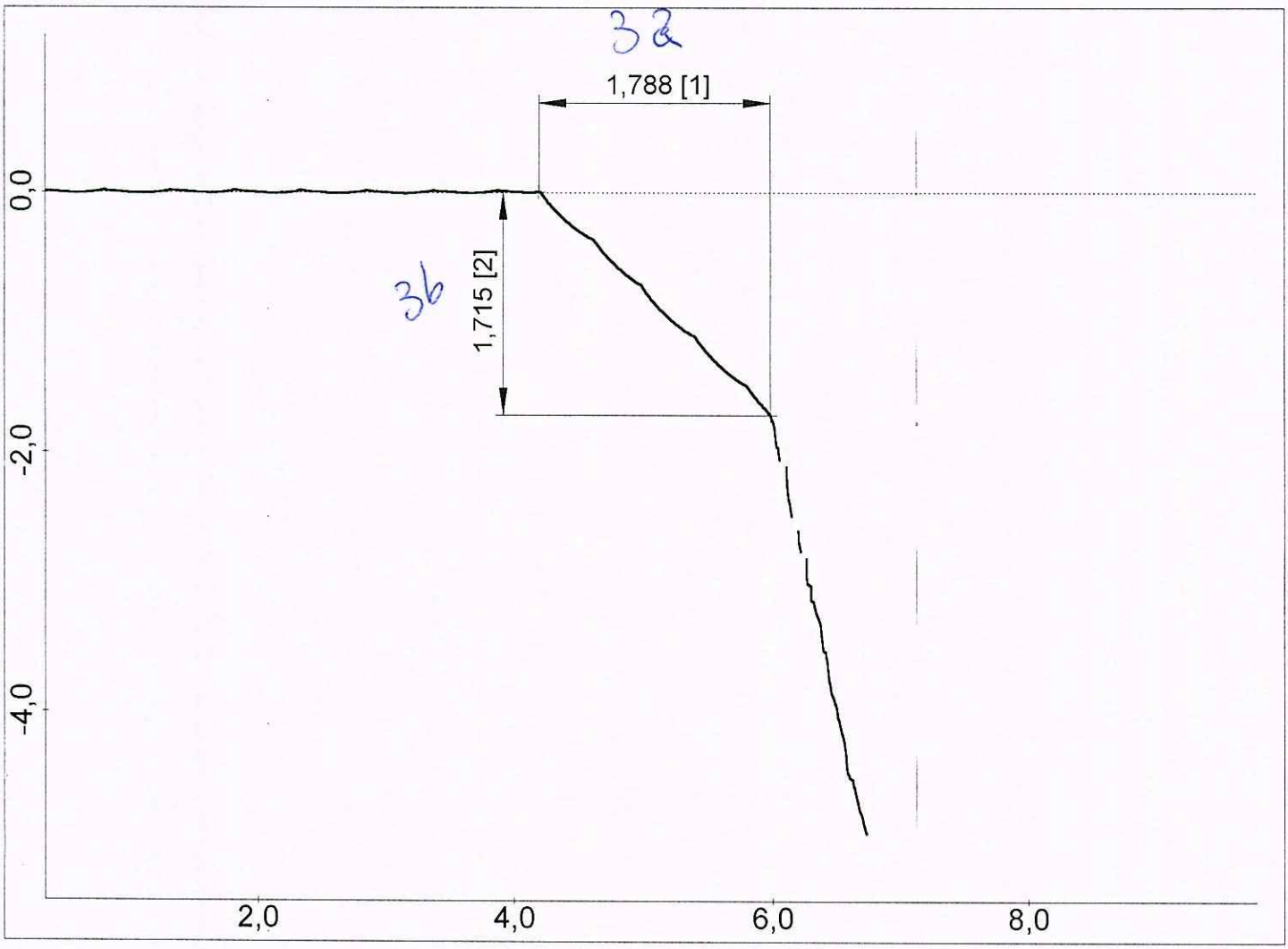

PERTHOMETER CONCEPT

Area Riservata alla Produzione

Valutazione Profilo

OK ☐

NOK ☐

N°BADGE ODP RICEVENTE

GETRAG

Via dei Ciclamini 4, Modugno (BA)

Oggetto:	ZKR
Numero:	4240.77 PZ. N.5
Operatore:	TURNO D
Data, ora:	04.07.2018, 10:16
Nota:	SMUSSO CAM 2
Tastatore:	PCV 350 / 33 mm
Macchina:	MOA 416120 002

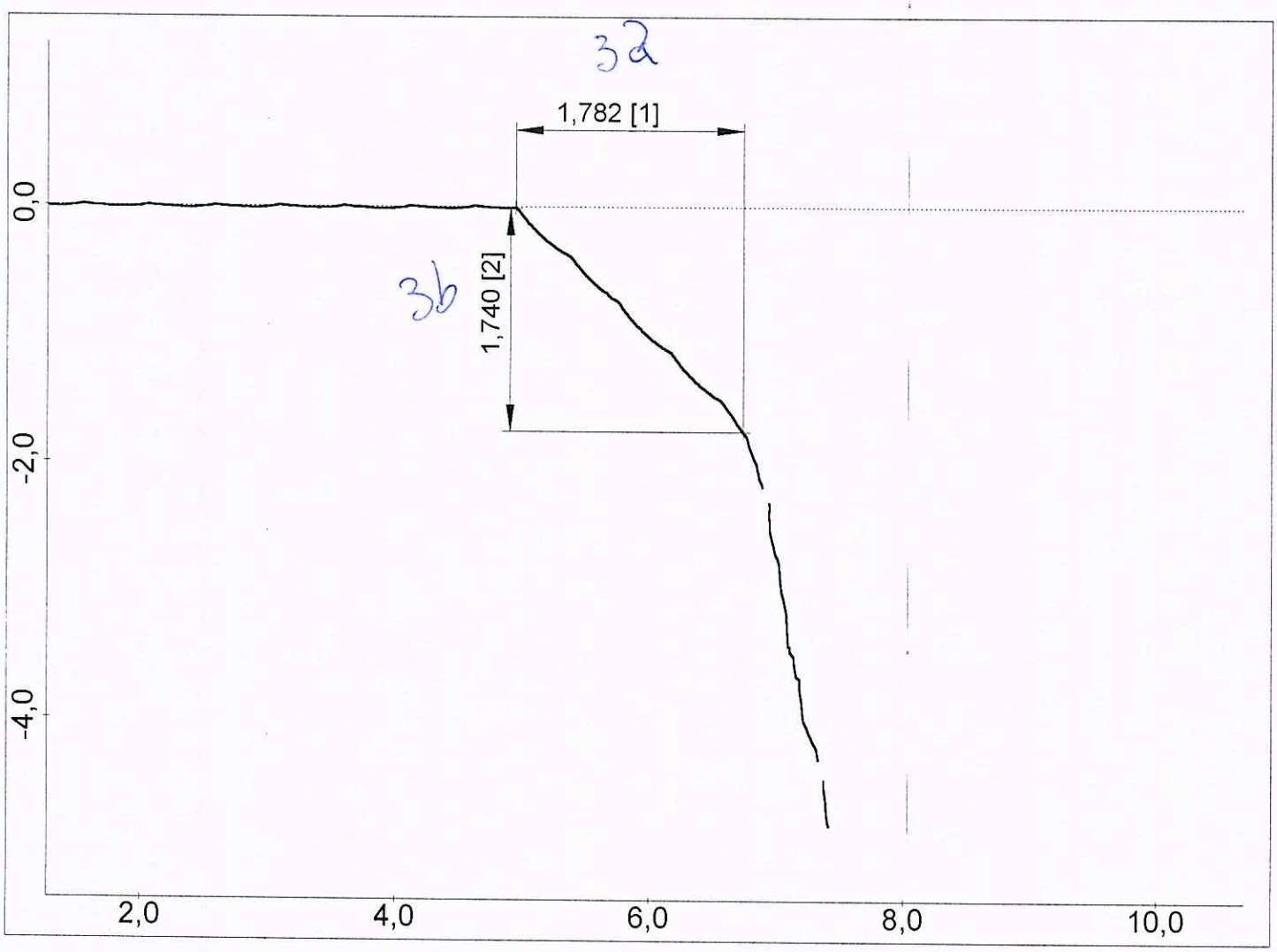

PERTHOMETER CONCEPT

Area Riservata alla Produzione

Valutazione Profilo

OK ☐

NOK ☐

N°BADGE ODP RICEVENTE