312290

GETRAG

Part Submission Warrant

Part Name: Speed Gear SR1 | Customer Part Number: 250.1.5188.76

Shown on Drawing No.: 250.1.5188.76 | Organization Part #:

Engineering Change Level: a 35834-1 | Dated: 13-giu-14

Additional Engineering Changes: | Dated:

Safety and/or Government Regulation: [x] Yes [ ] No | Purchase Order No.: | Weight (kg): 1,3960

Checking Aid No.: | Checking Aid Engineering Change Level: | Dated:

ORGANIZATION MANUFACTURING INFORMATION

GETRAG MODUGNO
Organization Name & Supplier/Vendor Code

VIA DEI CICLAMINI N°4
Street Address

MODUGNO | BARI | 70026 | ITALY
City | Region | Postal Code | Country

CUSTOMER SUBMITTAL INFORMATION

EDISON
Customer Name/Division

Buyer/Buyer Code

TYP 250
Application

MATERIALS REPORTING

Has customer-required Substances of Concern information been reported? [x] Yes [ ] No [ ] n/a

Submitted by IMDS or other customer format:

Are polymeric parts identified with appropriate ISO marking codes? [ ] Yes [ ] No [x] n/a

REASON FOR SUBMISSION (Check at least one)

- [ ] Initial Submission
- [ ] Engineering Change(s)
- [ ] Tooling: Transfer, Replacement, Refurbishment, or additional
- [ ] Correction of Discrepancy
- [ ] Tooling Inactive > than 1 year
- [ ] Change to Optional Construction or Material
- [x] Supplier or Material Source Change
- [ ] Change in Part Processing
- [ ] Parts Produced at Additional Location
- [ ] Other - please specify below

REQUESTED SUBMISSION LEVEL (Check one)

- [ ] Level 1 - Warrant only (and for designated appearance items, an Appearance Approval Report) submitted to customer.
- [ ] Level 2 - Warrant with product samples and limited supporting data submitted to customer.
- [x] Level 3 - Warrant with product samples and complete supporting data submitted to customer.
- [ ] Level 4 - Warrant and other requirements as defined by customer.
- [ ] Level 5 - Warrant with product samples and complete supporting data reviewed at organization's manufacturing location.

SUBMISSION RESULTS

The results for [x] dimensional measurements [x] material and functional tests [ ] appearance criteria [x] statistical process package

These results meet all drawing and specification requirements: [x] Yes [ ] NO (If "NO" - Explanation Required)

Mold / Cavity / Production Process

DECLARATION

I hereby affirm that the samples represented by this warrant are representative of our parts which were made by a process that meets all Production Part Approval Process Manual 4th Edition Requirements. I further affirm that these samples were produced at the production rate of ____ / ____ hours. I also certify that documented evidence of such compliance is on file and available for review. I have noted any deviations from this declaration below.

EXPLANATION / COMMENTS: **Second Submission PPAP**

Introduction other kk cod 055.8.5383.00

Is each Customer Tool properly tagged and numbered? [ ] Yes [ ] No [x] n/a

Organization Authorized Signature | Date: 20/06/2014

Print Name: Pennacchia Vincenzo | Phone No.: tel 390805858580 | Fax No.:

Title: GPS Leader | E-mail: vincenzo.pennacchia@getrag.com

FOR CUSTOMER USE ONLY (IF APPLICABLE)

Part Warrant Disposition: [x] Approved [ ] Rejected [ ] Other

Customer Signature | Date: 23/06/2014

Print Name | Customer Tracking Number (optional)

GETRAG Production Part Approval

DIMENSIONAL TEST RESULTS

Organization:	GETRAG	Part Number:	250.1.5188.76
Supplier/Vendor Code:	GETRAG Modugno	Part Name:	SR1 Second PPAP
INSPECTION FACILITY:		Design Record Change Level:	a 35834-1 13 June 2014
NA		Engineering Change Documents:	

Organization Measurement Results (Data)

Item	Dimension/Specification	Specification / Limits		Test Date	Qty. Tested	1	2	3	4	5	controllo distruttivo	Ok	Not Ok
--	Introduction other kk 055.8.5383.00												

March 2006 CFG-1003

SIGNATURE	TITLE	DATE
G.Russo	QPE	20/06/2014

TEILEVORLAGE-BESTÄTIGUNG
(Part Submission Warrant, PSW)

HOERBIGER

Name des Teiles Kupplungskoerper		Teilenummer	0558538300		
Sicherheits- und/oder gesetzl. Vorschrift	☐ Ja ☒ Nein	Technischer Änderungsstand	Index a	Vorlagedatum	02.09.09
Zusätzliche technische Änderungen	-			Datum	-
Zeichnungsnummer	0558538300	Bestellnummer	- -	Gewicht	44,370g
Nr. spezifisches Prüfmittel	-	Änderungsstand	F	Freigabedatum	02.09.09

Produktionsauskunft des Lieferanten

HOERBIGER Synchron Technik GmbH
Lieferantenname und Kennnummer

Lembacher Str. 2
Straße, Hausnummer

Oberstenfeld	**Deutschland**	**71720**
Stadt	Land	Postleitzahl

Auskunft über die Art der Vorlage

☐ Maße ☐ Material / Funktion ☐ Aussehen

GETRAG GmbH & Cie. KG
Kundenname/Bereich

Bruder, Kelvin
Einkäufer / Kennnummer

Projekt 250
Anwendung (Modell)

Material Bericht
Verlangt der Kunde, dass Verbotsstoffinformationen berichtet werden? ☒ Ja ☐ Nein ☐ n/a

Übermittelt durch IMDS o. Kundenformat: : IMDS-Nr. 110908007/1

Sind Kunststoffteile gemäss ISO Forderungen gekennzeichnet? ☐ Ja ☐ Nein ☒ n/a

Grund der Vorlage

☐ Erstmalige Vorlage
☐ Technische Änderung(en)
☐ Werkzeug: Verlegung, Ersatz, Überholung oder Sonstiges
☐ Korrektur eines Fehlers
☐ Werkzeug für mehr als ein Jahr inaktiv
☐ Änderung zur optionalen Konstruktion oder Werkstoff
☐ Änderung von Unterlieferant oder Lieferquelle des Werkstoffs
☐ Änderung im Bearbeitungsprozess
☐ Teile werden an einem zweiten Standort hergestellt
☒ Sonstiges – Bitte geben Sie Einzelheiten an:

Geforderte Vorlagestufe (Bitte eine Vorlagestufe ankreuzen)

☐ 1. Stufe - Bestätigung (warrant) und für ausgewiesene Aussehenstelle Bericht zur Freigabe des Aussehens
☐ 2. Stufe - Bestätigung (warrant) mit Musterteilen und eingeschränkte unterstützende Daten werden dem Kunden vorgelegt
☒ 3. Stufe - Bestätigung (warrant) mit Musterteilen und umfasssende unterstützende Daten werden dem Kunden vorgelegt
☐ 4. Stufe - Bestätigung (warrant) und andere Forderungen wie sie vom Kunden festgelegt wurden
☐ 5. Stufe – Bestätigung (warrant) mit Musterteilen und vollständige unterstützende Daten, die am Produktionsstandort des Lieferanten bewertet werden

Ergebnisse der Vorlage

Die Ergebnisse stammen aus ☐ Maßprüfungen ☐ Material- und Funktionsprüfungen ☐ Aussehens-beurteilungen ☒ statistische Prozessdaten

Diese Ergebnisse erfüllen alle Zeichnungs- und Spezifikationsanforderungen ☒ Ja ☐ Nein (Falls „Nein" bitte Erklärung)

Form, Nest, Produktionsprozess

Erklärung
Ich bestätige hiermit, dass die in diesem Formblatt (warrant) dargestellten Muster repräsentativ für unsere Teile sind und in Übereinstimmung mit den Forderungen im anzuwendenden Handbuch Produktsteil-Freigabeverfahren (PPAP) 3. Ausgabe hergestellt wurden. Ich bestätige weiterhin, dass diese Musterteile mit einer Produktionsstückzahl von 500 / 8 Stunden hergestellt wurden. Jegliche Abweichungen sind nachstehend aufgeführt.

Erklärung/Bemerkungen: Prozessfaehigkeiten liegen bei.

Kundenwerkzeuge gekennzeichnet u. Nummeriert? ☐ Ja ☐ Nein ☒ n/a

Name in Druckschrift	Position	Telefonnummer	Faxnummer
Thomas Lorenz	Quality Manager PSO-PPS-3	+49 7062 266 2284	+49 7062 266 2198

Unterschrift der vom Lieferanten bevollmächtigten Person: T. Lorenz Datum 02.09.2009

Nur für den Kundengebrauch

Entscheidung ☐ freigegeben ☐ verworfen ☐ Funktionsfreigabe des Teils: ☐ freigegeben ☐ verzichtet ☐ andere

K. Bruder		04.09.09
Kundenname	Kundenunterschrift	Datum

DEQ-BR-09-185

GETRAG

Qualitymanagement-System - Purchase Parts PPAP-Results

Hoerbiger Synchron Technik
Lembacher Str. 2
71720 Oberstenfeld

Report Number: DEQ-BR-09-185
Previous PPAP:
Following PPAP:

Part Number	558538300	Transm. Typ:	0
Part name:	Engagement Ring	Special request:	
Change date:	02.09.2009	Order number:	
Index Nr.:	35047 Drawing status: BS3	**BAW-Nr:**	
Reason of request	**10.1 Change from "BS3" to "F"**		

Request items	Required score	Achieved score
Degree of performance of design records	100	100
Degree of performance of engenieering change documents	0	0
Degree of performance of engeneering approval	0	0
Degree of performance ofr Design FMEA	0	0
Degree of performance of process flow chart	0	0
Degree of performance of process FMEA	0	0
Degree of performance of dimensional results	0	0
Degree of performance of material test results	0	0
Degree of performance of performance test results	0	0
Degree of performance of process capabillity studies	100	100
Degree of performance of measurement system analysis	0	0
Degree of performance of qualified laboratory documentation	0	0
Degree of performance of control plan	0	0
Degree of performance of Part Submission Warant (PSW)	100	100
Degree of performance of appearance approval results	0	0
Degree of performance of bulk material requirements	0	0
Degree of performance of sample parts	0	0
Degree of performance of master parts	0	0
Degree of performance of specific inspection and production equipment	0	0
Degree of performance of IMDS registration	100	100
Degree of performance of APQP Status report	0	0
Degree of performance of contracts and standards	0	0
Degree of performance of other requirements	0	0

Achieved score:	400	Final decision	**Frei / approved**
Required score:	400	Closing date:	04.09.2009
Total degree of performance	100,0 %	PPAP presentation date:	

Remarks: PCS with cpK is O.K

GETRAG

GETRAG Getriebe- und Zahnradfabrik
Hermann Hagenmeyer GmbH & Cie KG
GETRAG InnovationsCenter
Hermann-Hagenmeyer-Strafle
74199 Untergruppenbach

04.09.2009 gez. Bruder

Name Buyer Straub

Name STA

Copy to Buyer **DE21 Hr. Straub** Copy to Team **250** Copy to Plant **H / WLQ 11**

DAIMLERCHRYSLER

Part Submission Warrant

Part Name: Kupplungsscheibe, Engagement Ring
Cust.Part Number: 0558723300
Shown on Drawing Number: 0558723300
Org.Part Number: 2156
Engineering Change Level: a
Dated: 21. Nov. 11
Additional Engineering Changes: - /
Dated:
Safety and/or Government Regulation: [x] Yes [ ] No
Purchase Order No.:
Weight (kg): 0,0449
Checking Aid Number: standard
Checking Aid Engineering Change Level:
Dated:

ORGANISATION MANUFACTURING INFORMATION

Finova Feinschneidtechnik GmbH
Organisation Name & Supplier/Vendor Code

Am Weidenbroich 24
Street Address

Remscheid | NRW | 42897 | Germany
City | Region | Postal Code | Country

CUSTOMER SUBMITTAL INFORMATION

Getrag
Customer Name/Division

Buyer/Buyer Code

Application

MATERIAL REPORTING

Has Customer-required Substances of Concern infomation been reported? [ ] Yes [x] No [ ] n/a

Submitted by IMDS or other customer format. look at IMDS ID: 170541036 / 0.01

Are polymeric parts identified with appropriate ISO marking codes? [ ] Yes [x] No [ ] n/a

REASON FOR SUBMISSION

- [ ] Initial submission
- [ ] Engineering Change(s)
- [ ] Tooling: Transfer, Replacement, Refurbishment, or additional
- [x] Correction of Discrepancy
- [ ] Tooling inactive > than 1 year
- [ ] Change to Optional Construction or Material
- [ ] Sub-Supplier or Material Source Change
- [ ] Change in Part Processing
- [ ] Parts produced at Additional Location
- [ ] Other - please specify below

REQUESTED SUBMISSION LEVEL (Check one)

- [ ] Level 1 - Warrant only (and for designated appearance items, an Appearance Approval Report) submitted to customer.
- [ ] Level 2 - Warrant with product samples and limited supporting data submitted to customer.
- [ ] Level 3 - Warrant with product samples and complete supporting data submitted to customer.
- [x] Level 4 - Warrant and other requirements as defined by customer.
- [ ] Level 5 - Warrant with product samples and complete supporting data reviewed at organization's manufacturing location.

SUBMISSION RESULTS

The results for [x] dimensional measurements [x] material and functional tests [ ] appearance criteria [ ] statistical process package

These results meet all drawing and specification requirements: [x] Yes [ ] No (If 'NO' - Explanation Required)

Mold / Cavity / Production Process: / cavity: 2() / Moulding

DECLARATION

I affirm that the samples represented by this warrant are representative of our parts, which were made by a process that meets all Production Part Approval Process Manual 4th Edition Requirements. I further affirm that these part-construction out of the documented injection moulding were produced at the production rate of 1260 parts / 8 hours. I also certify that documented evidence of such compliance is on file and available for review. I have noted any deviations from this declaration below.

EXPLANATION/COMMENTS: see deviation report

Is each Customer Tool properly tagged and numbered? [x] Yes [ ] No [ ] n/a

Organisation Authorized Signature: S. Dumnick
Date: 03.04.2012
Print Name: S. Dumnick
Phone No. 02191 / 5631 167
Fax No. 02191 / 5631 - 961
Title: QS
E-Mail: s.dumnick@finova-gmbh.de

FOR CUSTOMER USE ONLY (IF APPLICABLE)

PPAP Warrant Disposition: [ ] Approved [ ] Rejected [x] Other approved with condition

Customer Signature: DEQ T. Kügle
Dated: 27.10.2012
Print Name: T. Kügle
Customer Tracking Number (optional): DEQ-KR-12-009

GETRAG Getriebe- und Zahnradwerk Hermann Hagenmeyer GmbH & Cie KG
GETRAG InnovationsCenter
Hermann-Hagenmeyer-Straße
74199 Untergruppenbach

Tool.-No.: 0 Projekt.-No.: PSW No.: EMPB 2156 00.12031400

March 2006 CFG-1001

GETRAG

Qualitymanagement-System - Purchase Parts PPAP-Results

Finova GmbH Feinschneidtechnik
Schloßerstr. 2
42899 Remscheid

Report Number: DEQ-KR-12-009
Previous PPAP:
Following PPAP:
Transm. Typ: 0
Special request:
Order number:
BAW-Nr:

Part Number	558723300		
Part name:	**Engagment Ring**		
Change date:	21.11.2011		
Index Nr.:	250/5170	Drawing status: 3	
Reason of request	**06.1 Change of production process**		

Request items	Required score	Achieved score
Degree of performance of design records	100	100
Degree of performance of engenieering change documents	0	0
Degree of performance of engeneering approval	0	0
Degree of performance ofr Design FMEA	0	0
Degree of performance of process flow chart	100	100
Degree of performance of process FMEA	0	0
Degree of performance of dimensional results	100	75
Degree of performance of material test results	100	100
Degree of performance of performance test results	0	0
Degree of performance of process capabillity studies	100	100
Degree of performance of measurement system analysis	100	100
Degree of performance of qualified laboratory documentation	0	0
Degree of performance of control plan	100	75
Degree of performance of Part Submission Warant (PSW)	100	100
Degree of performance of appearance approval results	0	0
Degree of performance of bulk material requirements	0	0
Degree of performance of sample parts	100	100
Degree of performance of master parts	0	0
Degree of performance of specific inspection and production equipment	0	0
Degree of performance of IMDS registration	100	100
Degree of performance of APQP Status report	0	0
Degree of performance of contracts and standards-	0	0
Degree of performance of other requirements	0	0

Achieved score:	950	Final decision	**Frei mit Auflagen / approved with condition**
Required score:	1000	Closing date:	04.04.2012
Total degree of performance	95,0 %	PPAP presentation date:	03.04.2012

Remarks:
IMDS 170541036
Cavity 2 Finova Nr. 2156
B68486
Parts are provided with indentification groove..The SRGA has validity until the drawing has been adjusted accordingly.
Sample parts in warehouse at GETRAG

04.04.2012 gez. Krügele

Name Buyer Haid

Name STA

Copy to Buyer **DEC1 Fr. Haid** Copy to Team Copy to Plant

Fuer Freigabeinformation freihalten! KEEP FREE FOR RELEASE INFORMATION!

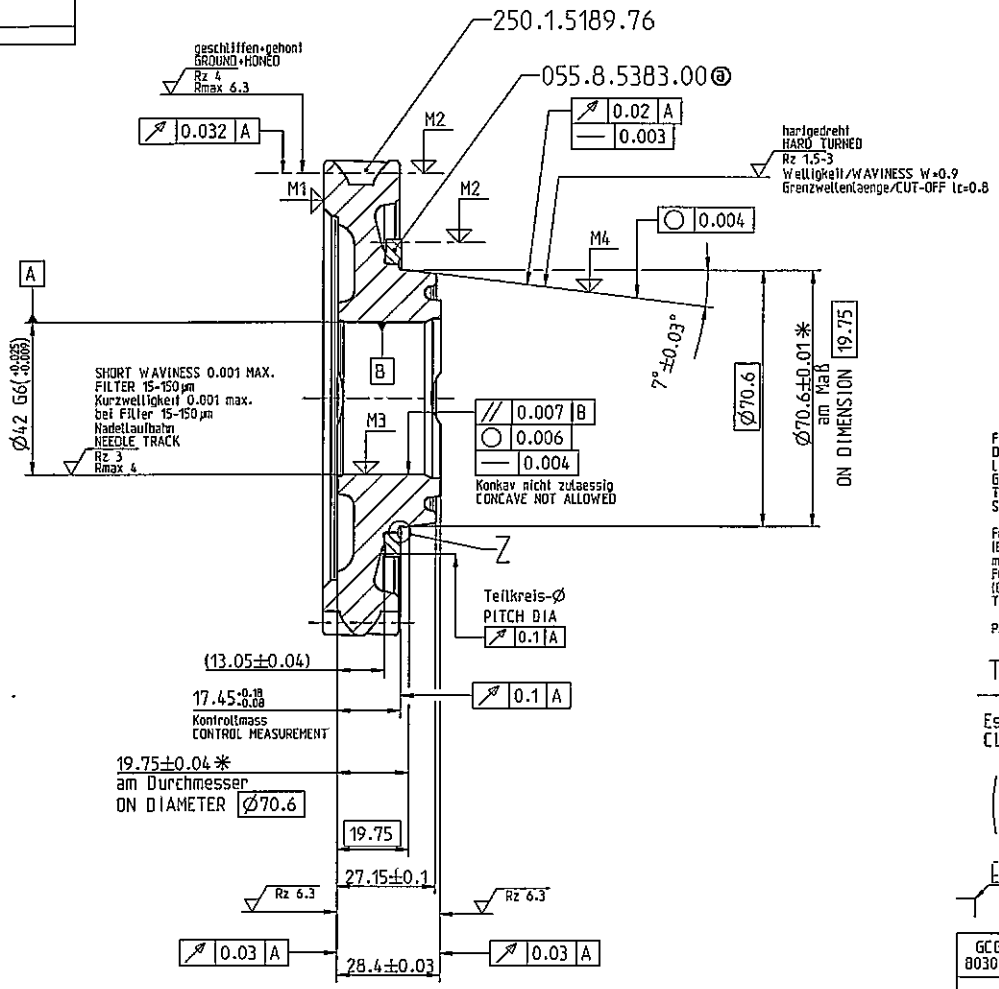

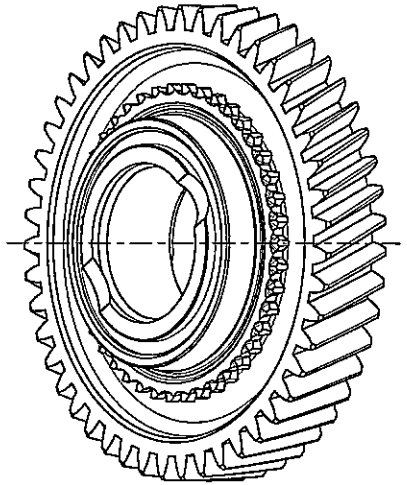

Fuer GETRAG intern:
Dieses Bauteil ist Bestandteil der Gruppen Nummer 250.1.6485.00
Lieferant/Hersteller: Bari
GETRAG INTERNAL ONLY:
THIS COMPONENT IS PART OF GROUP NUMBER 250.1.6485.00
SUPPLIER/MANUFACTURER: Bari

Fuer die Lieferung und Kennzeichnung im Data Matrix Code
(Bauteil und/oder Verpackung)
muss die Gruppen Nummer 250.1.6485.00 verwendet werden.
FOR SHIPPMENT AND IDENTIFICATION WITHIN THE DATA MATRIX CODE
(COMPONENT AND/OR PACKAGING)
THE GROUP NUMBER 250.1.6485.00 HAS TO BE USED.

PPAP nach / ACCORDING TO 250.1.5189.76

Technische Sauberkeit / TECHNICAL CLEANLINESS:

Es gelten die Sauberkeitsanforderungen nach GN 4340-1
CLEANLINESS REQUIREMENTS OF THE GN 4340-1 HAVE TO BE ABIDED

Naehere Angaben zur Verzahnung
siehe Verzahnungsblatt
250.1.5189.76
FURTHER GEAR DATA SEE
DATA SHEET NUMBER
250.1.5189.76

Z
unmassstaeblich
not to scale

* wahlweise Messung
ALTERNATIVE MEASUREMENT

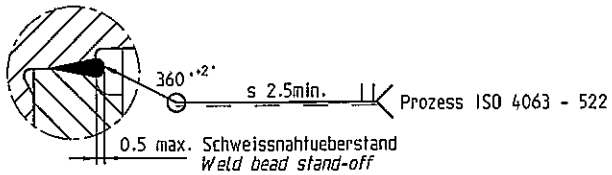

CHECKED ACCORDING ENGINEERING SPECIFICATION
S 3S7R-7M161-AA. DEVIATION FROM THIS SPECIFICATION:
LONGITUDINAL MICRO CRACKS IN THE WELDING MATERIAL ARE
PERMISSIBLE TO A TOTAL OF 2% AROUND THE CIRCUMFERENCE.

einsatzgehaertet und angelassen
M1 (Oberflaechenhaerte) : 80.5+2.5 HRA
M2 (Zahnflanke) : CHD (Eht) 550=0.5+0.4
M3 (Bohrung) : CHD (Eht) 550= 0.3min.
M4 (Konus) : CHD (Eht) 550= 0.4+0.4
M5 (Kernhaerte) : min. 300 HV10

CASE HARDENED AND TEMPERED
M1 (CASE HARDNESS) : 80.5+2.5 HRA
M2 (TOOTH FLANK) : CHD (Eht) 550=0.5+0.4
M3 (BORE) : CHD (Eht) 550= 0.3min.
M4 (CONE) : CHD (Eht) 550= 0.4+0.4
M5 (INSIDE BASE OF TOOTH) : min. 300 HV10

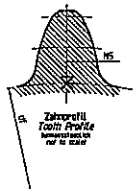

GCG 803001	0	<M>					
	0	<C>					
GN 3010	0	<M>					
	0	<C>					
	0	<A>					
CAD Prof Engineer	a	1x	35834_1	055.8.5383.00 war/WAS 055.8.7233.00			20140613
	---	---	35834	Spezifikationsreifegrad 3 erteilt / MATURITY LEVEL OF SPECIFICATION 3 APPROVED			20140404
Massstab / SCALE M: 1:1 (--)	Buchst. CHANGE INDEX	Anzahl NUMBER	Aend.-Nr. CHANGE ORDER NO.	Aenderung --nur mittels CAD zulaessig FHEA ueberpruefen-- MODIFICATION --ONLY ALLOWED BY CAD; CHECK FHEA--			Datum DATE

Allgemeintoleranzen fuer Laengenmasse, Form und Lage ISO 2768 - mH gebrochene Kanten, Radien und Winkelmasse ISO 2768 - v
GENERAL TOLERANCES FOR LINEAR DIMENSIONS, FORM AND POSITION ISO 2768 - mH, CHAMFERS, RADII AND ANGULAR DIMENSIONS ISO 2768 - v

Informationen auf dieser Zeichnung sind ohne Angaben zu Verwendung und Freigabe unverbindlich.
INFORMATION ON THIS DRAWING PROVIDED WITHOUT OBLIGATION IF USAGE AND RELEASE ARE NOT SHOWN.

Auswertung der Durchmessermessung erfolgt nach der Gauss-Methode (Arithmetischer Mittelwert)
EVALUATION OF THE DIAMETER MEASUREMENT IS CARRIED OUT ACCORDING TO THE GAUSS METHOD (ARITHMETICAL MEAN VALUE)

Form- und Lageptolerierung FORM AND POSITION TOLERANCES EN ISO 1101	Tolerierung TOLERANCING ISO 8015	Oberflaechenangaben SURFACE TEXTURE GN 4005	Werkstueckkanten BREAK EDGES ISO 13715

Werkstoff / MATERIAL: -
Halbzeug SEMI-FINISHED: -
Gesamtoberflaeche SURFACE AREA: 0 mm²
Masse MASS: 1.396 kg
oelbenetzte Oberflaeche OIL WETTED SURFACE: 0 mm²

GETRAG
Getriebe- und Zahnradfabrik Hermann Hagenmeyer GmbH & Cie KG
Schutzvermerk nach ISO 16016 beachten PROTECTION PER ISO 16016

Benennung / ITEM NAME: Schaltrad 1. Gang vst.
SPEED GEAR 1ST CPL.

Artikel-Nr./ ITEM NO.: 2501518876
CAD-Modell: 2501518876
Blatt/SHEET 1 von/OF 1
Reifegrad MATURITY: 3
Format SIZE: A2

Ersatz fuer SUBSTITUTE FOR: -

	INTRALINK DATA	CHECKED IN BY	CHECKED IN ON, dd.mm.yyyy hh:mm:ss	VERSION
	LAST CHANGE / ORM:	Agol/Kalol	13.06.2014 14:51:20	3.
	CREATE:	Agol/Kalol	13.06.2014 14:51:20	3.